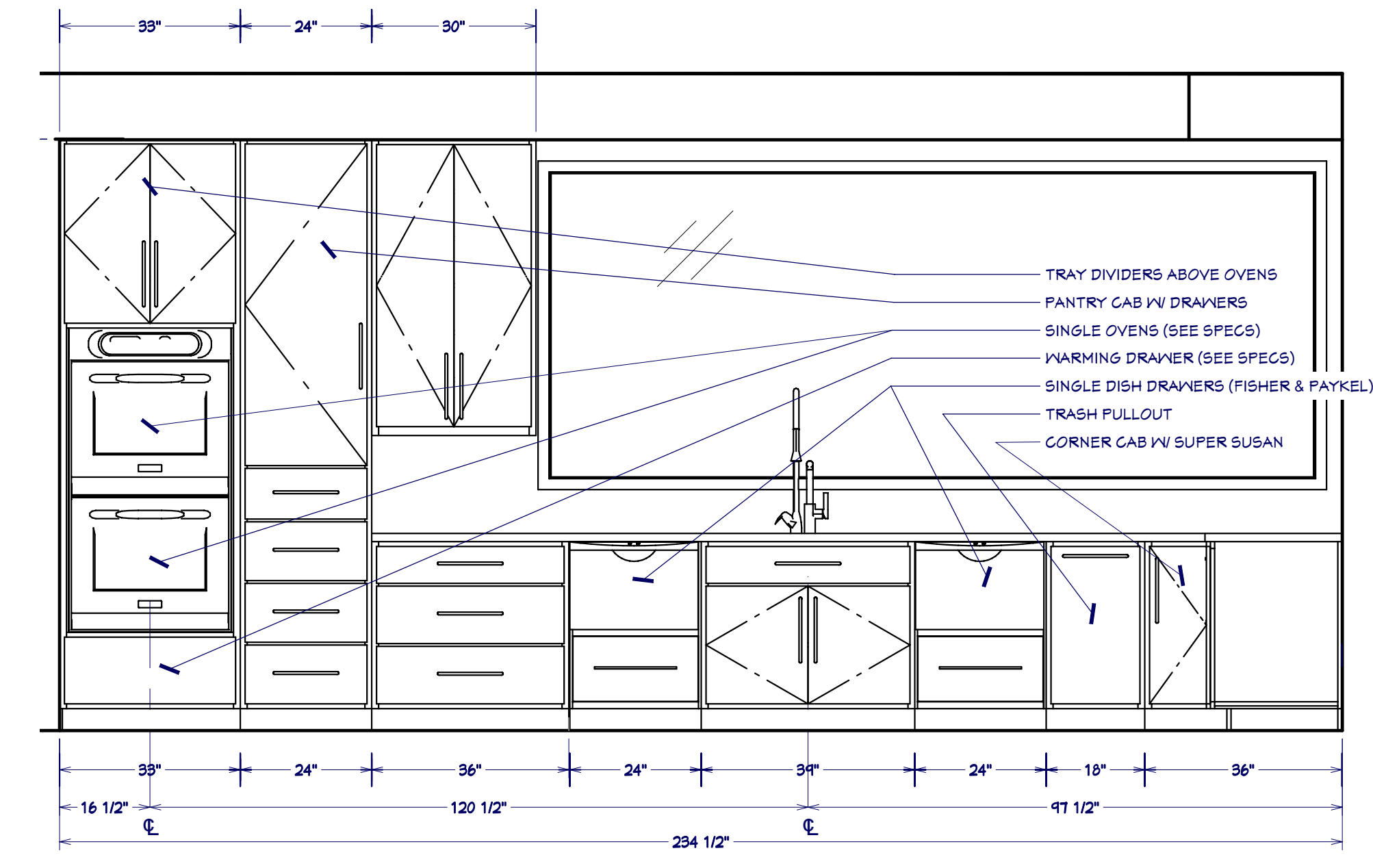
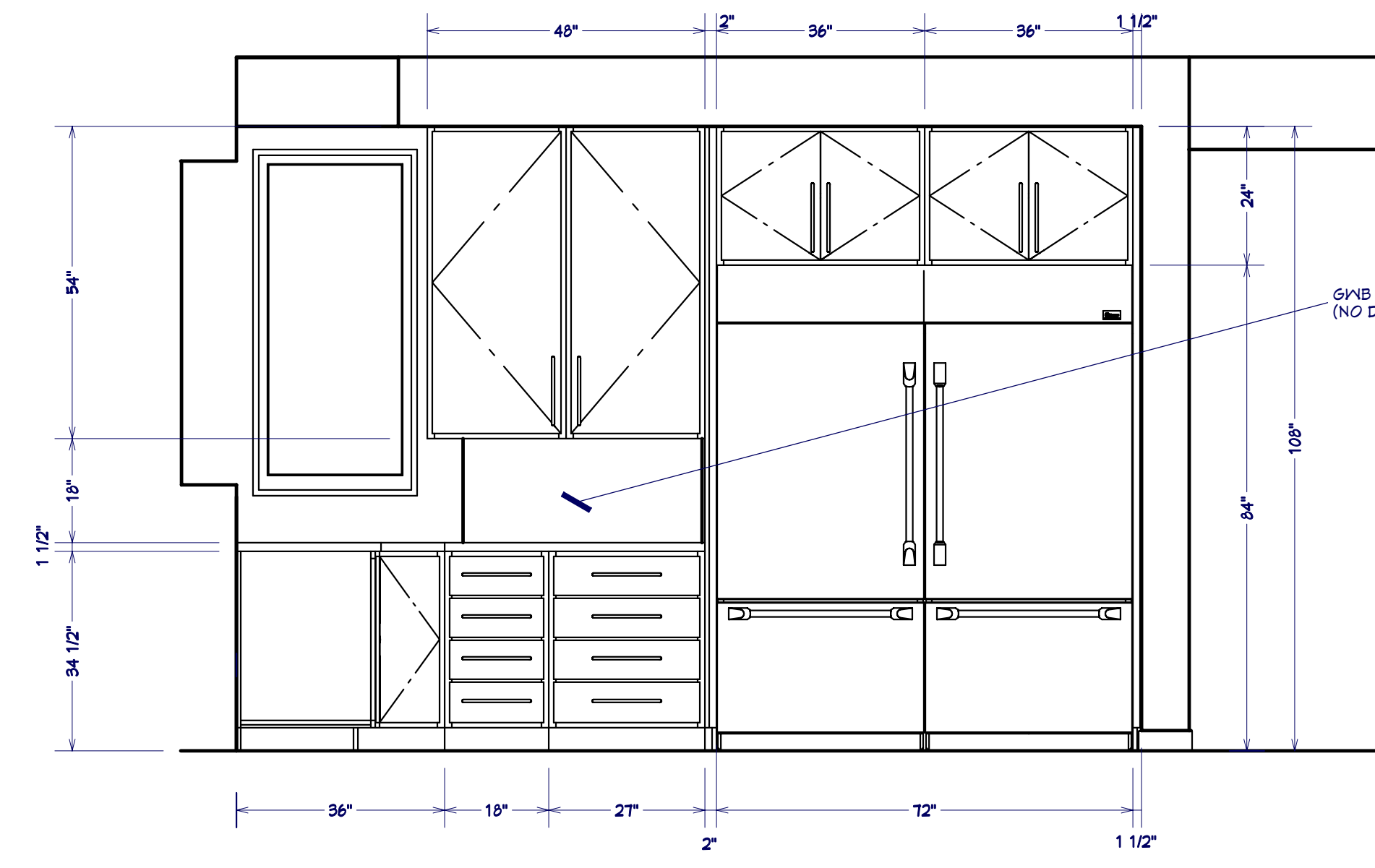




- EXG WALL TO BE REMOVED
- EXG 8" CMU WALL
- NEW 8" CMU WALL
- 2" X 4" NOM STUD WALL, 16" O.C.; 5/8" GYB BOTH SIDES
- 2" X 6" NOM STUD WALL, 16" O.C.; 5/8" GYB BOTH SIDES
- 2" X 4" "ON FLAT" FIRRED WALL; 5/8" GYB
- 8" CONC. FDN W/ 4" BRICK LEDGE; ON CONT CONC FOOTING
- 8" CONC. FDN ON CONT CONC FOOTING
- 2" X 4" NOM STUD WALL, 16" O.C. W/ STUCCO, 5/8" GYB INT
- 2" X 4" NOM STUD WALL, 16" O.C. W/ BRICK FAÇADE, 5/8" GYB INT
- 2" X 6" NOM STUD WALL, 16" O.C. W/ BRICK FAÇADE, 5/8" GYB INT
- TWO SIDED LIMESTONE WALL
- FLOOR FRAMING
- CEILING FRAMING
- ROOF FRAMING
- STRUCTURAL STEEL



KITCHEN SINK/OVEN WALL FACING SOUTH
1/2" = 1'



KITCHEN REFRIGERATOR WALL FACING WEST
1/2" = 1'

PLANSET INDEX

Page 1.....TITLE PAGE / PRESENTATION VIEWS / GENERAL NOTES
 Page 2.....KITCHEN DETAILS
 Page 3.....CABINET & BUILT-IN DETAILS
 Page 4.....BATHROOM DETAILS
 Page 5.....FIRST FLOOR PLAN LAYOUT
 Page 6.....SECOND FLOOR PLAN LAYOUT
 Page 7.....LOWER LEVEL PLAN LAYOUT
 Page 8.....FOUNDATION PLAN LAYOUT
 Page 9.....FRONT & WEST ELEVATIONS
 Page 10.....REAR & NORTH ELEVATIONS
 Page 11.....WALL SECTION DETAILS
 Page 12.....FIRST FLOOR LIGHTING LAYOUT
 Page 13.....SECOND FLOOR LIGHTING LAYOUT
 Page 14.....LOWER LEVEL LIGHTING LAYOUT
 Page 15.....PLOT PLAN

GENERAL NOTES:

1. DO NOT SCALE DRAWINGS.
2. ALL RENDERINGS ARE FOR ARTISTIC DEPICTION ONLY. PLAN UPDATES MAY NOT BE REFLECTED IN RENDERINGS. RENDERINGS SHALL NOT BE USED FOR CONSTRUCTION.
3. CONTRACTOR IS RESPONSIBLE TO PROVIDE A COPY OF THESE PLAN AND ACCOMPANYING SPECIFICATIONS TO EACH EMPLOYEE OR SUBCONTRACTOR WHO WILL WORK ON OR MAKE DECISIONS REGARDING THE PROJECT.
4. THE SPECIFICATIONS AND DRAWINGS ARE MINIMUM STANDARDS THAT SHOULD ADD TO AND EXCEED THOSE OF LOCAL BUILDING CODES, BUT THEY DO NOT REPLACE LOCAL BUILDING CODES, AND ARE NOT CONSIDERED EXHAUSTIVE. LOCAL BUILDING CODES SHALL BE OBSERVED OR EXCEEDED IN ALL CIRCUMSTANCES.
5. IN THE EVENT OF A CONFLICT BETWEEN THE SPECIFICATIONS AND DRAWINGS AND LOCAL BUILDING CODES, THE LOCAL BUILDING CODES SHALL PREVAIL UNLESS THESE SPECIFICATIONS EXCEED THOSE OF THE LOCAL CODES. IF THIS OCCURS, CONTRACTOR SHALL NOTIFY DESIGNER PRIOR TO COMMENCEMENT OF ANY WORK RELATING TO THE CONFLICT.
6. CONTRACTOR IS RESPONSIBLE TO FIELD-VERIFY ALL SITE CONDITIONS AND MEASUREMENTS.
7. CABINET DIMENSIONS ARE INDICATED IN INCHES.
8. ALL OTHER DIMENSIONS ARE INDICATED IN FEET/INCHES.
9. DIMENSIONS ARE TO FRAMING.
10. DRYWALL SHALL BE 5/8".
11. ALL COUNTER TOP SLABS AND SEATS SHALL BE 3CM OR EQUIV.
12. ALL SOLID BACKSPASHES AND CURBS SHALL BE 2CM OR EQUIV.



ADAM GIBSON DESIGN
5870 CARROLLTON AVE
INDIANAPOLIS, IN 46220
317.255.5001

Adam Gibson does not represent or imply himself to be a licensed architect or engineer. The plans furnished herewith were prepared upon request by applicants who are not registered architects or professional engineers. Adam Gibson assumes no responsibility for structural or dimensional errors or omissions. The contractor and/or owner must verify and check all notes, details, elevations, sections and floor plans for any errors or omissions prior to use of construction. No warranties are expressed or implied including compliance of this plan with applicable building codes. The customer is responsible to ensure that the building meets or exceeds local codes and regulations. It is the responsibility of the customer to obtain any and all structural analysis, engineering and specifications that may be required in the municipality in which it is to be built. The selection and application of correct structural materials is the responsibility of the user of these plans. In the event that any liability is imposed on Adam Gibson, Adam Gibson's liability to any party shall not exceed the price paid for these drawings. All plans, renderings and other models are property of Adam Gibson.

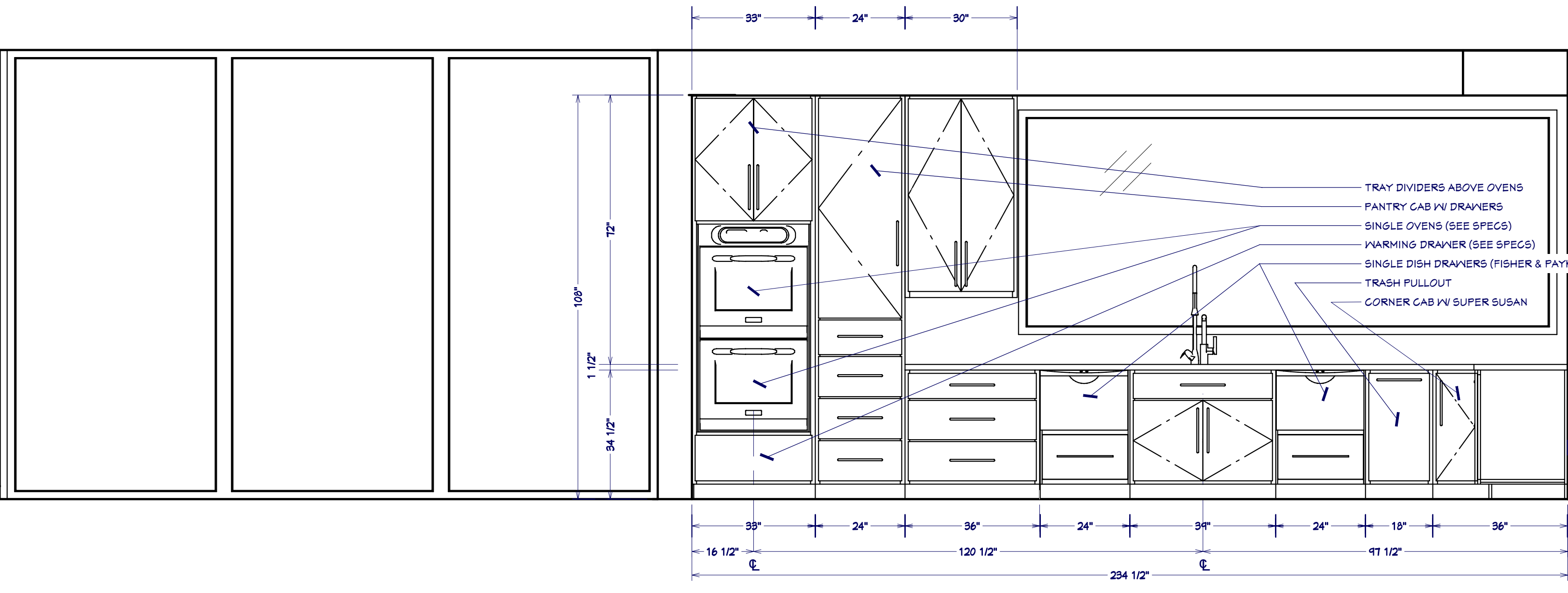
ADAM & KATHIE GIBSON
INDIANAPOLIS, IN 46220

DATE:
10.18.07

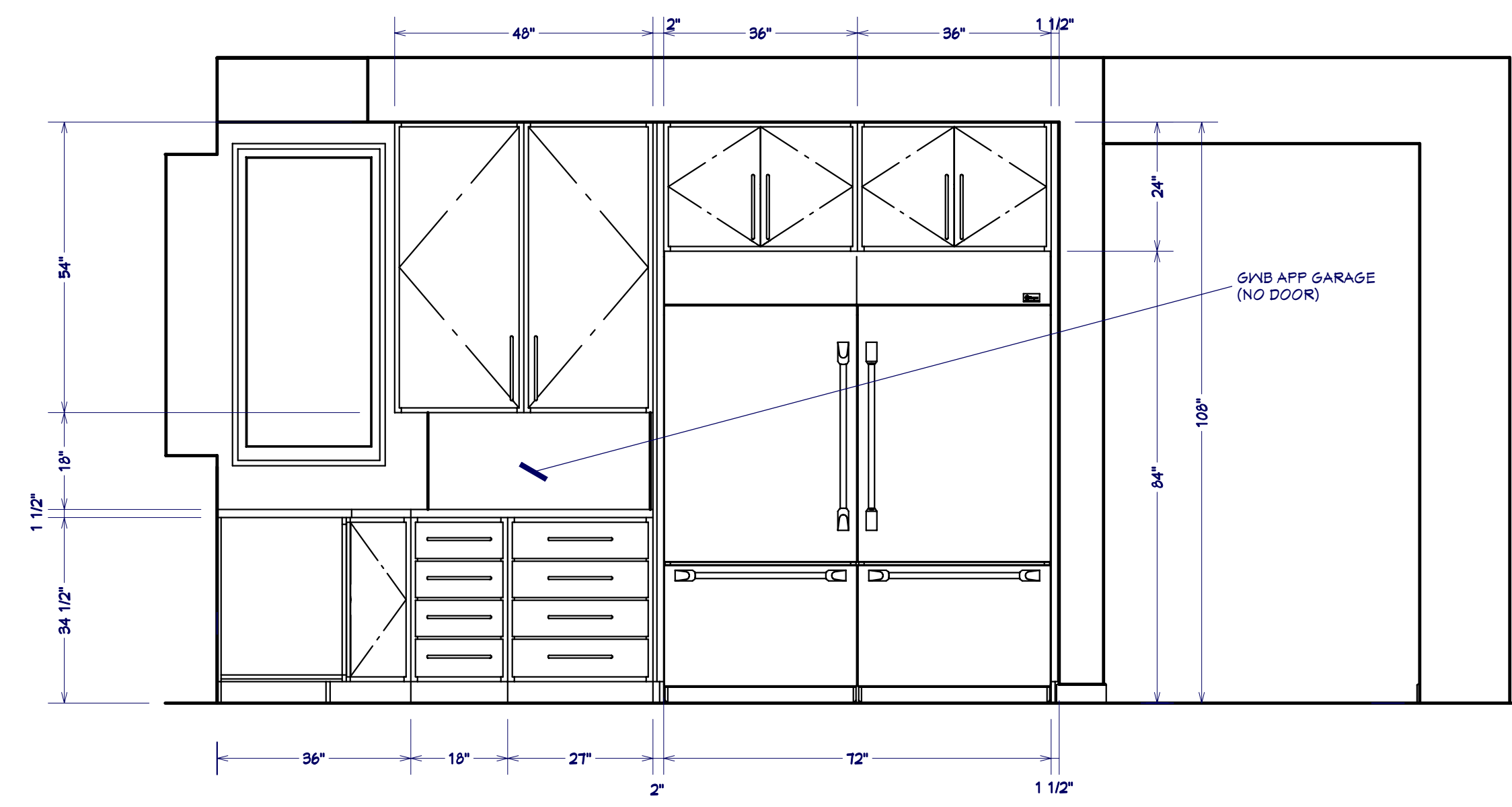
REVISION:
148

PROJECT:
HOUSE

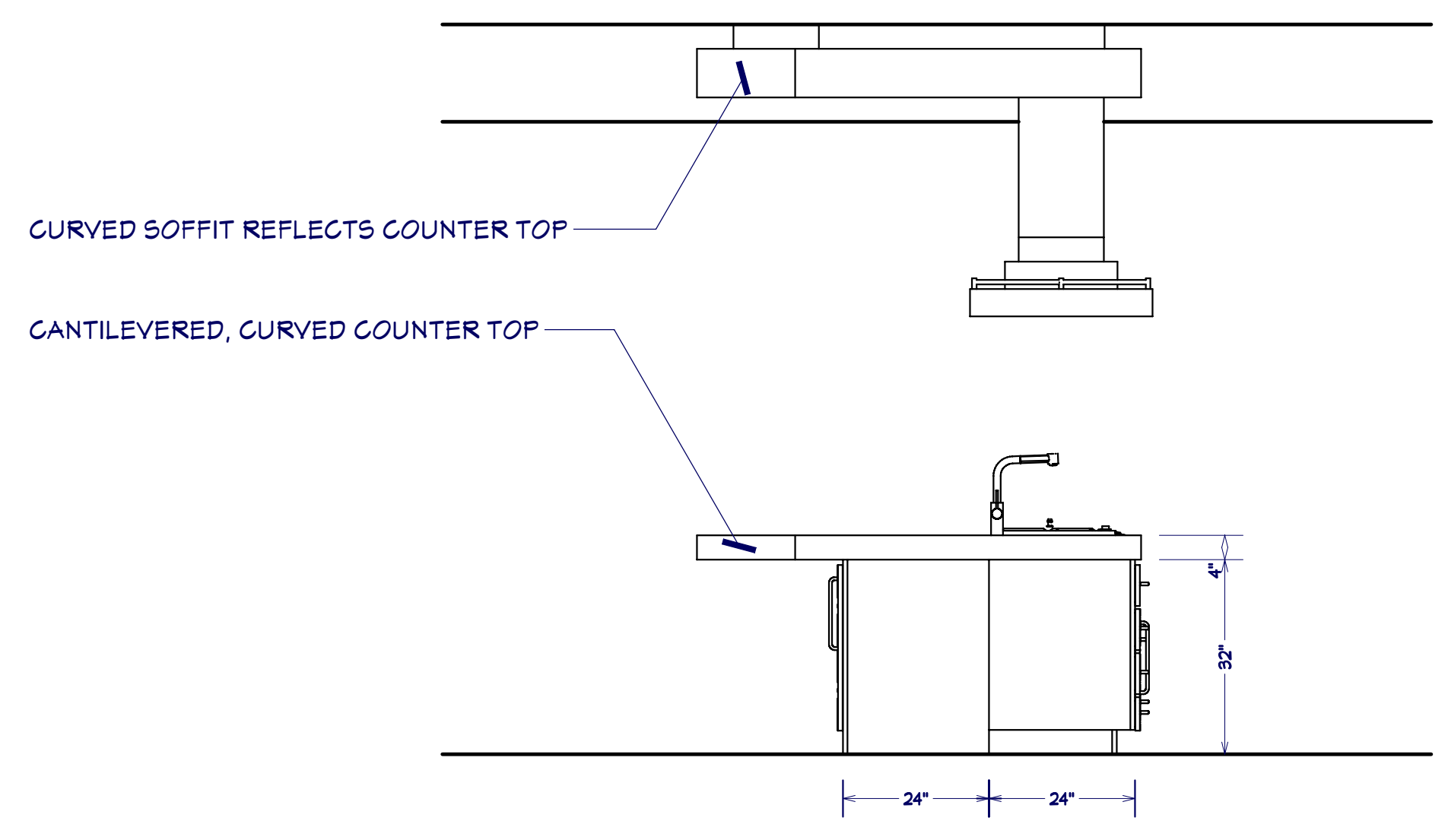
SHEET:
1



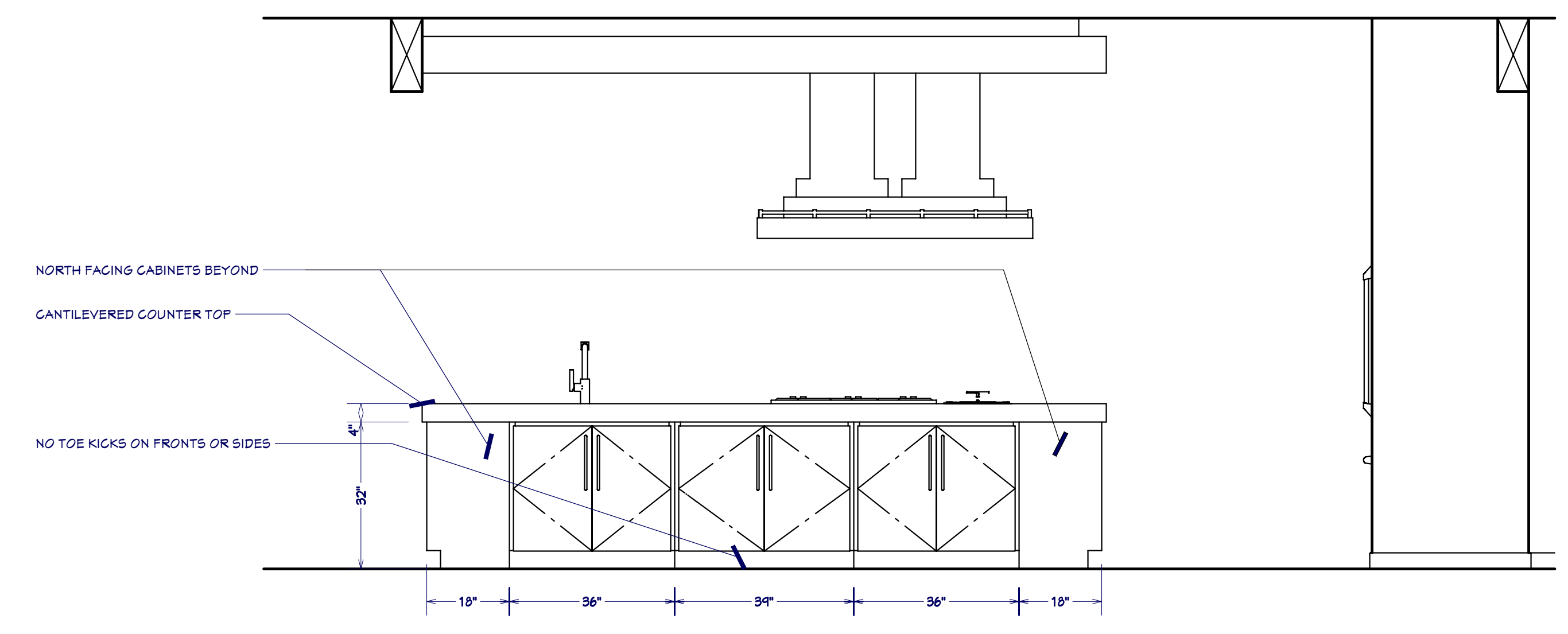
KITCHEN SINK/OVEN WALL FACING SOUTH
1/2" = 1'



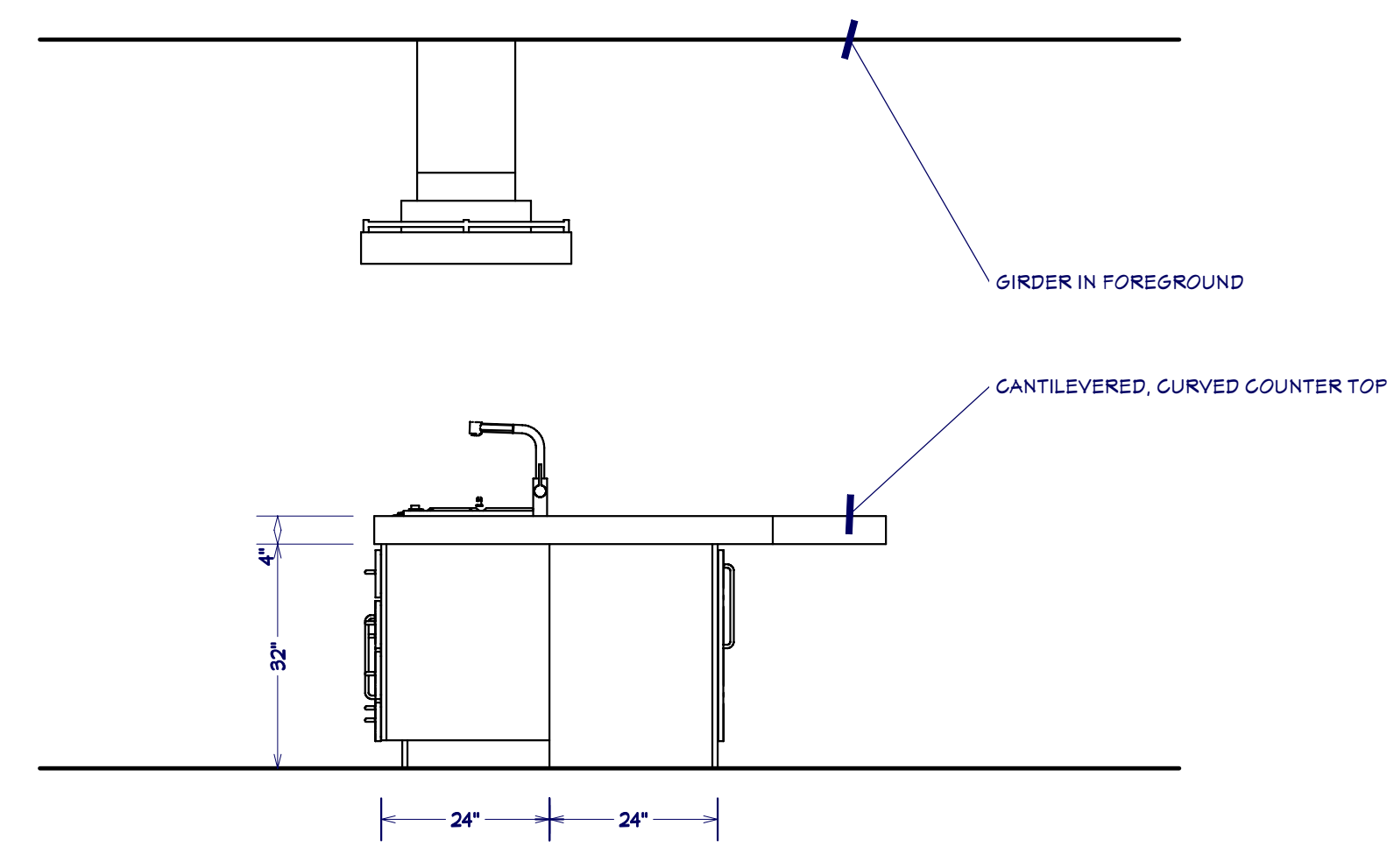
KITCHEN REFRIGERATOR WALL FACING WEST
1/2" = 1'



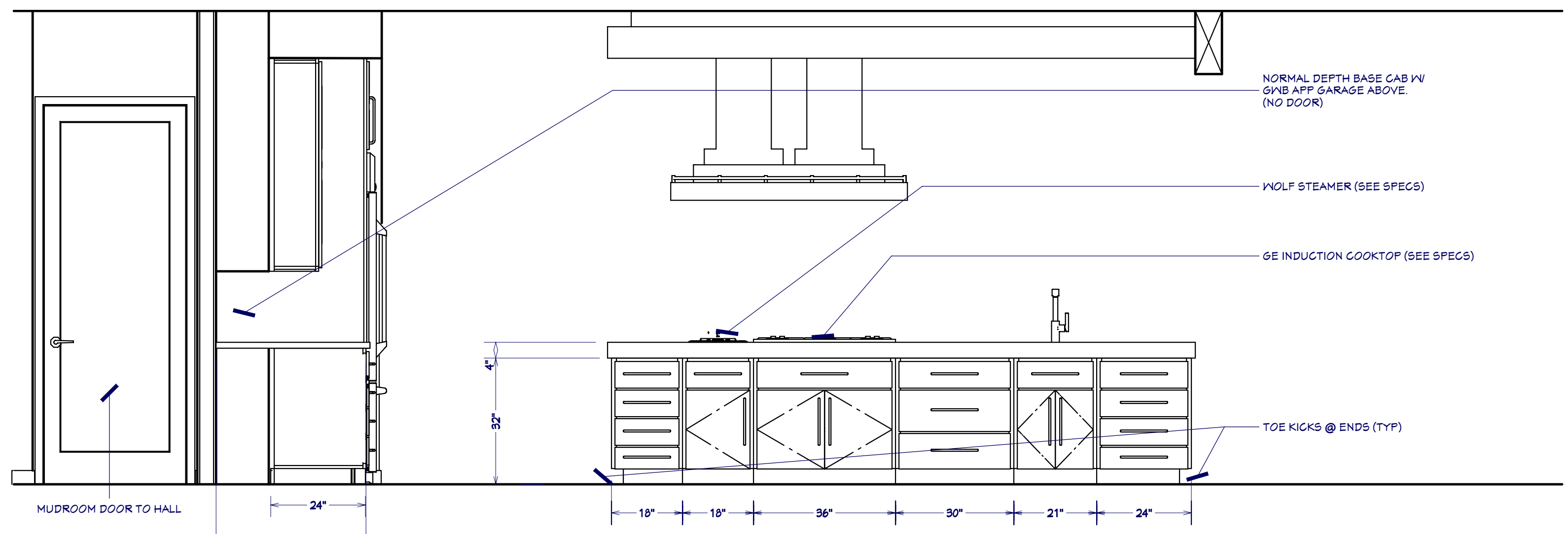
KITCHEN ISLAND FACING EAST
1/2" = 1'



KITCHEN ISLAND FACING SOUTH
1/2" = 1'



KITCHEN ISLAND FACING WEST
1/2" = 1'



KITCHEN ISLAND FACING NORTH
1/2" = 1'



ADAM GIBSON DESIGN
 5870 CARROLLTON AVE
 INDIANAPOLIS, IN 46220
 317.255.5001

Adam Gibson does not represent or imply himself to be a licensed architect or engineer. The plans furnished herewith were prepared upon request by applicants who are not registered architects or professional engineers. Adam Gibson assumes no responsibility for structural or dimensional errors or omissions. The contractor and/or owner must verify and check all notes, details, elevations, sections and floor plans for any errors or omissions prior to use of construction. No warranties are expressed or implied including compliance of this plan with applicable building codes. The customer is responsible to insure that the building meets or exceeds local codes and regulations. It is the responsibility of the customer to obtain any and all structural analysis, engineering and specifications that may be required in the municipality in which it is to be built. The selection and application of correct structural materials is the responsibility of the user of these plans. In the event that any liability is imposed on Adam Gibson, Adam Gibson's liability to any party shall not exceed the price paid for these drawings. All plans, drawings and other media are property of Adam Gibson.

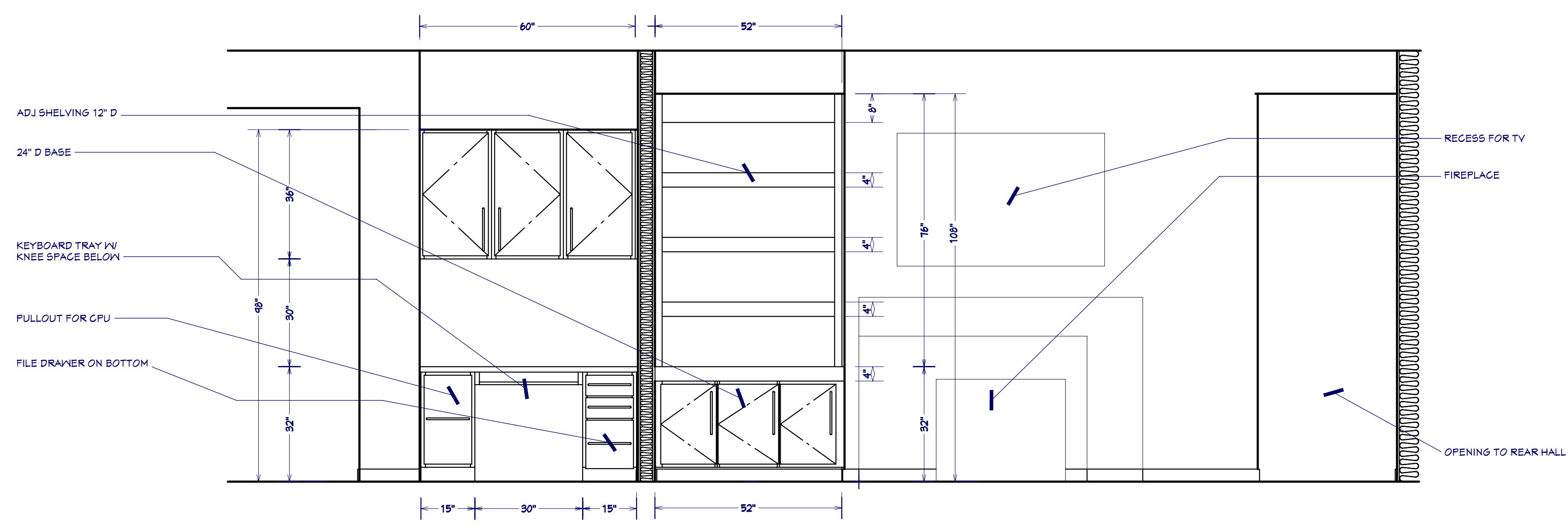
ADAM & KATHIE GIBSON
 INDIANAPOLIS, IN 46220

DATE:
10.18.07

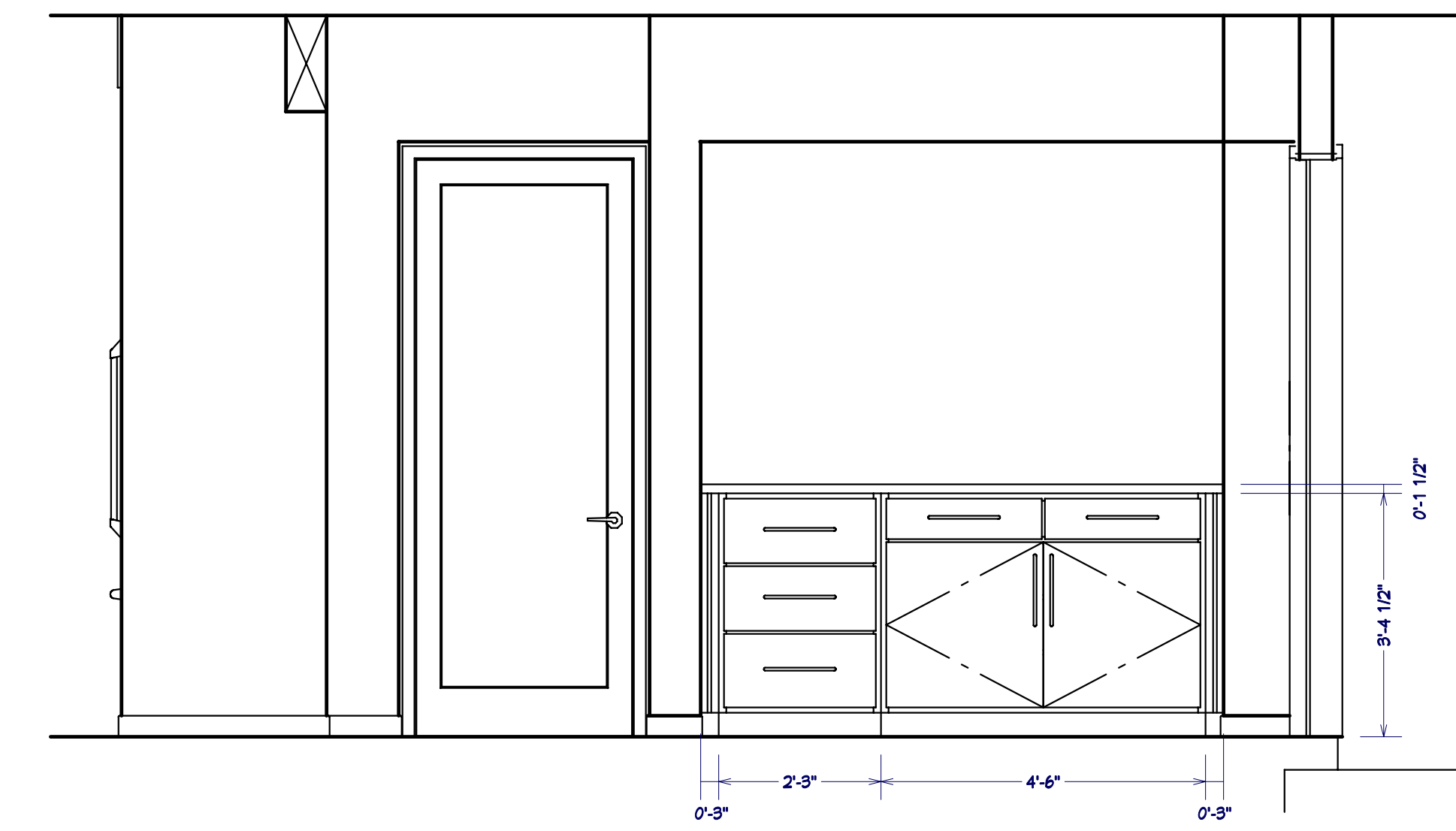
REVISION:
148

PROJECT:
HOUSE

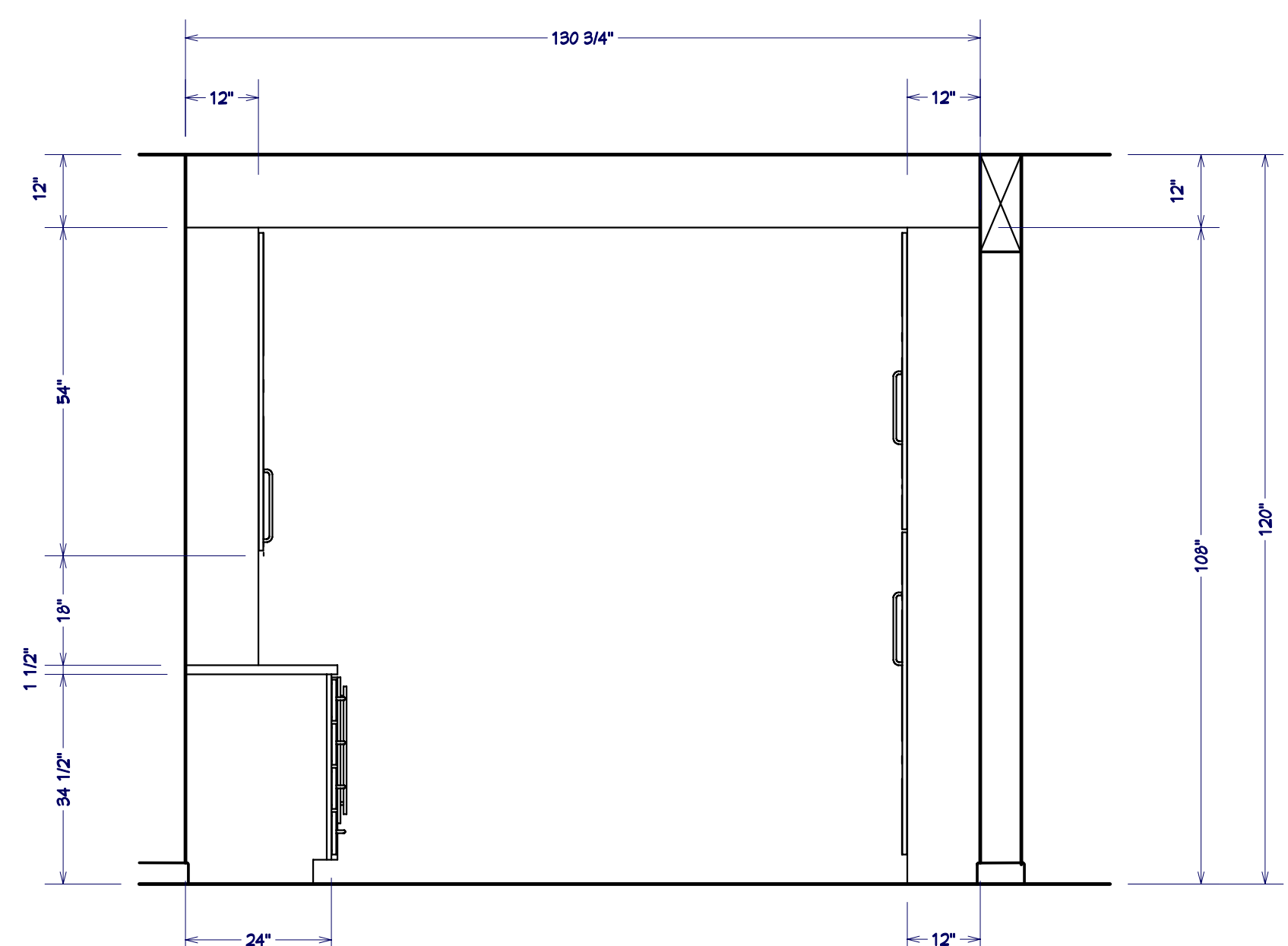
SHEET:
3



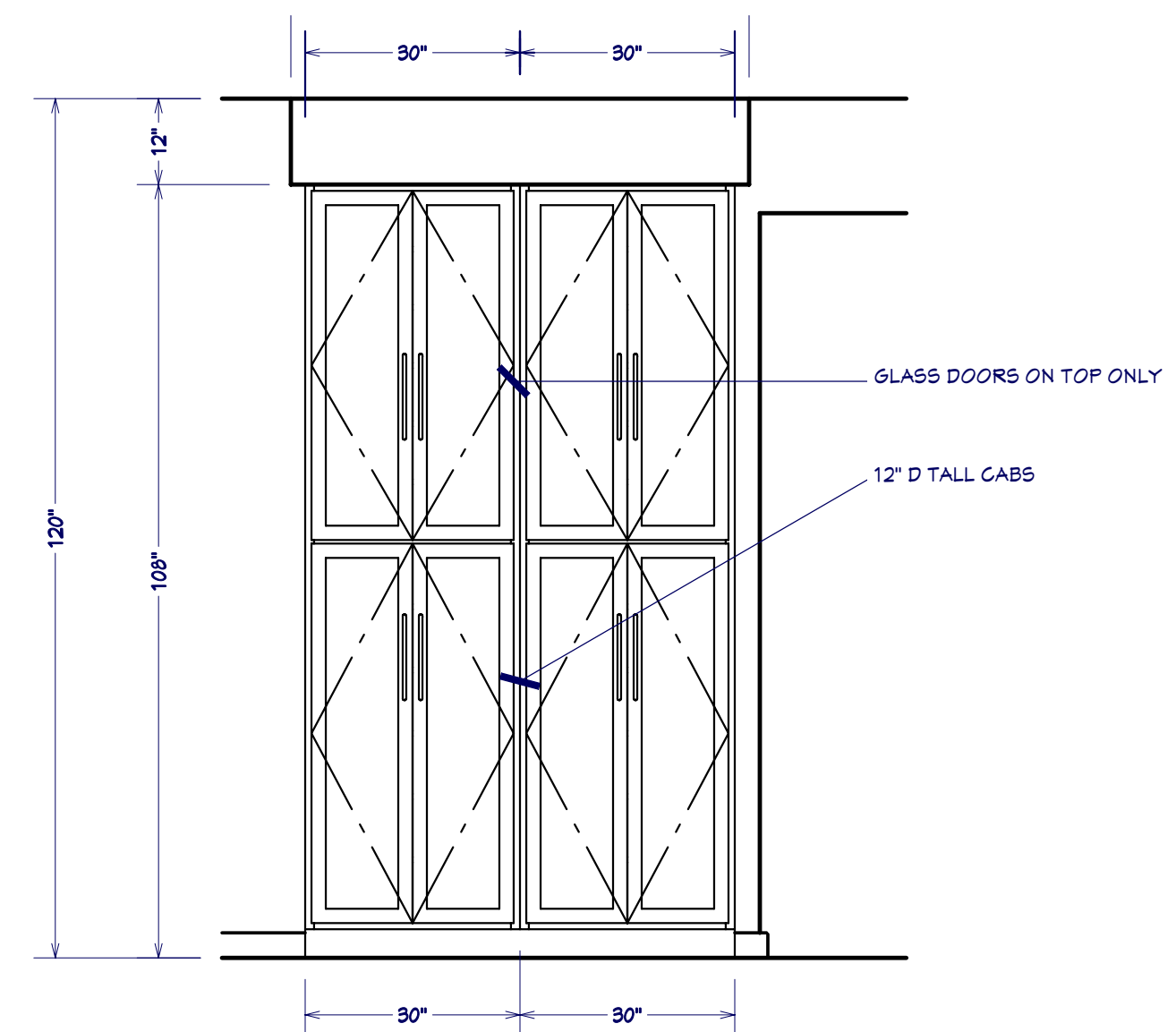
**1ST FLOOR OFFICE NOOK, FACING WEST;
 1ST FLOOR ENTERTAINMENT CENTER**
 $\frac{1}{2}'' = 1'$



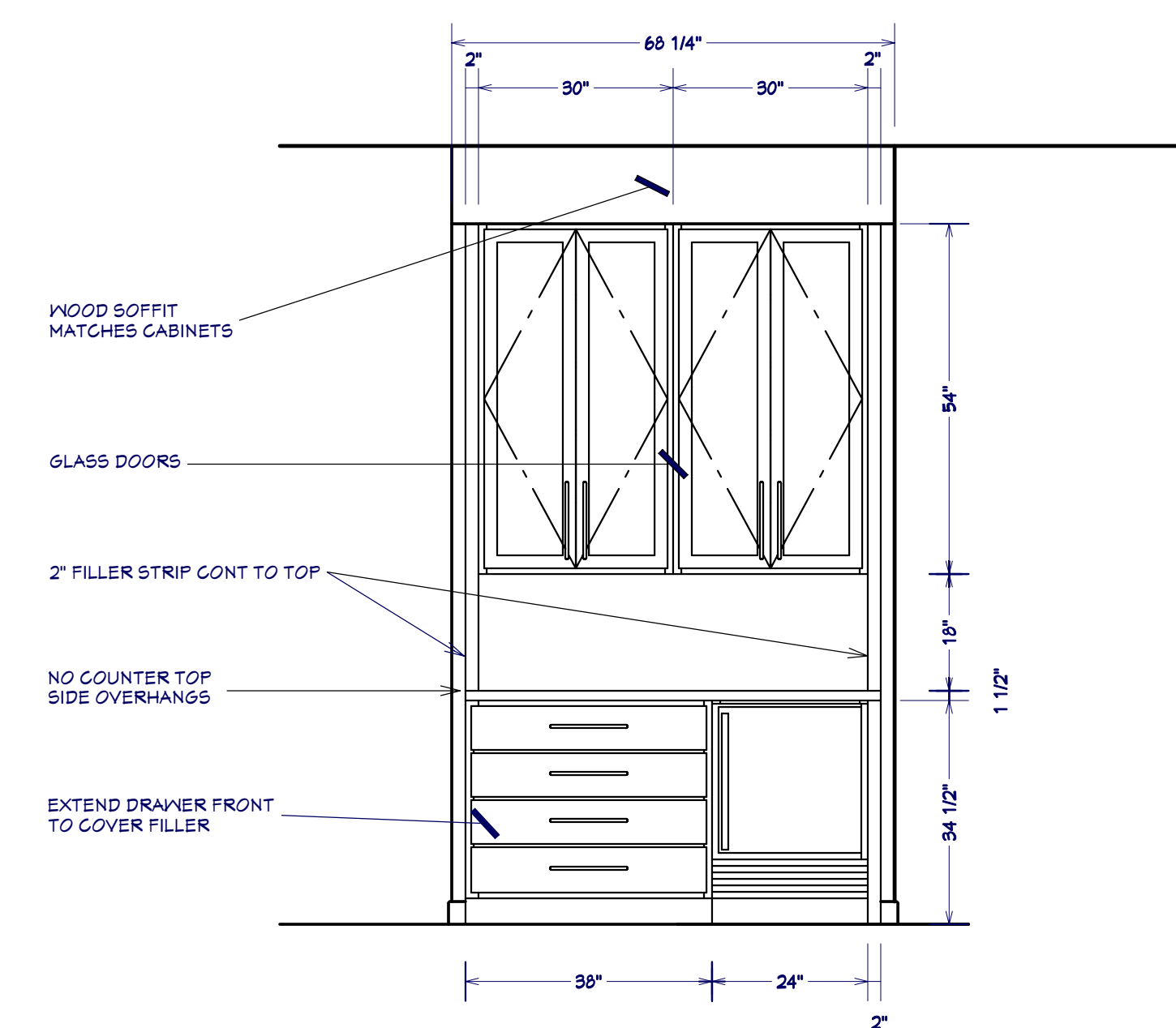
HALL CABINETS FACING SOUTH
 $\frac{1}{2}'' = 1'$



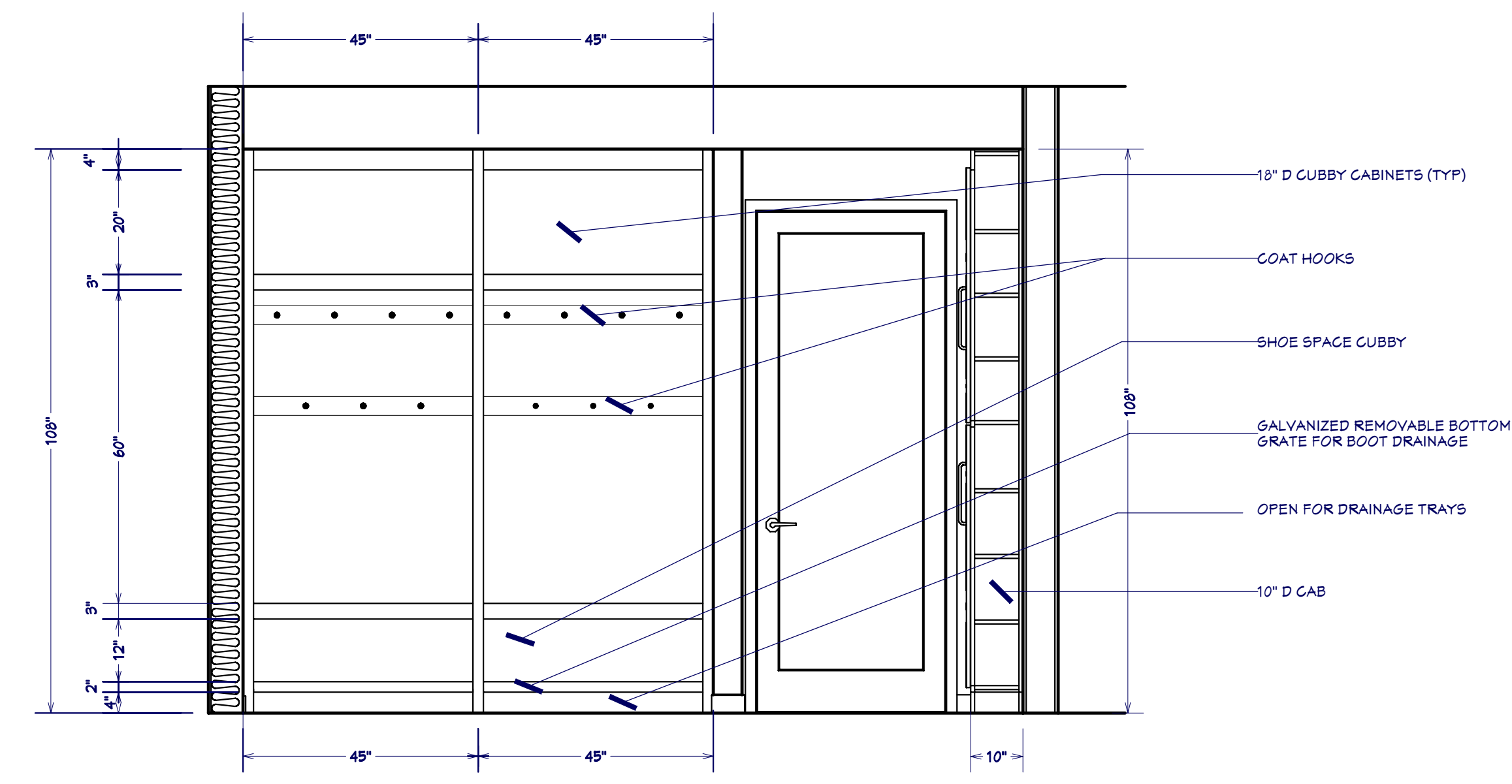
BAR FACING NORTH
 $\frac{1}{2}'' = 1'$



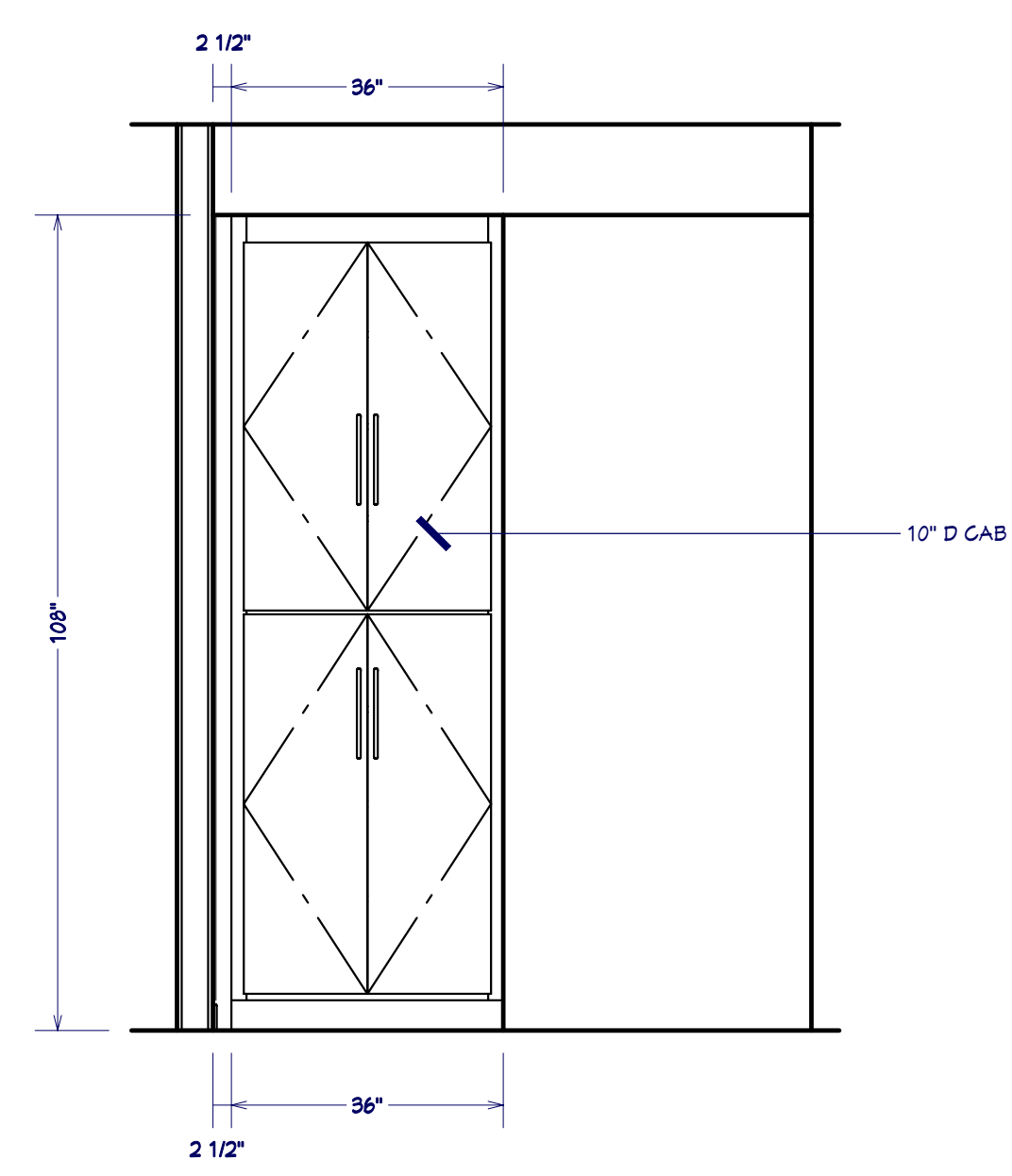
BAR FACING EAST
 $\frac{1}{2}'' = 1'$



BAR FACING WEST
 $\frac{1}{2}'' = 1'$



MUDROOM FACING NORTH
 $\frac{1}{2}'' = 1'$



MUDROOM FACING EAST
 $\frac{1}{2}'' = 1'$



ADAM GIBSON DESIGN
5870 CARROLLTON AVE
INDIANAPOLIS, IN 46220
317.255.5001

Adam Gibson does not represent or imply himself to be a licensed architect or engineer. The plans furnished herewith were prepared upon request by applicants who are not registered architects or professional engineers. Adam Gibson assumes no responsibility for structural or dimensional errors or omissions. The contractor and/or owner must verify and check all notes, details, elevations, sections and floor plans for any errors or omissions prior to use of construction. No warranties are expressed or implied including compliance of the work with applicable building codes. The customer is responsible to ensure that the building meets or exceeds local codes and regulations. It is the responsibility of the customer to obtain any and all structural analysis, engineering and specifications that may be required in the municipality in which it is to be built. The selection and application of correct structural materials is the responsibility of the user of these plans. In the event that any liability is imposed on Adam Gibson, Adam Gibson's liability to any party shall not exceed the price paid for these drawings. All plans, notes and other models are property of Adam Gibson.

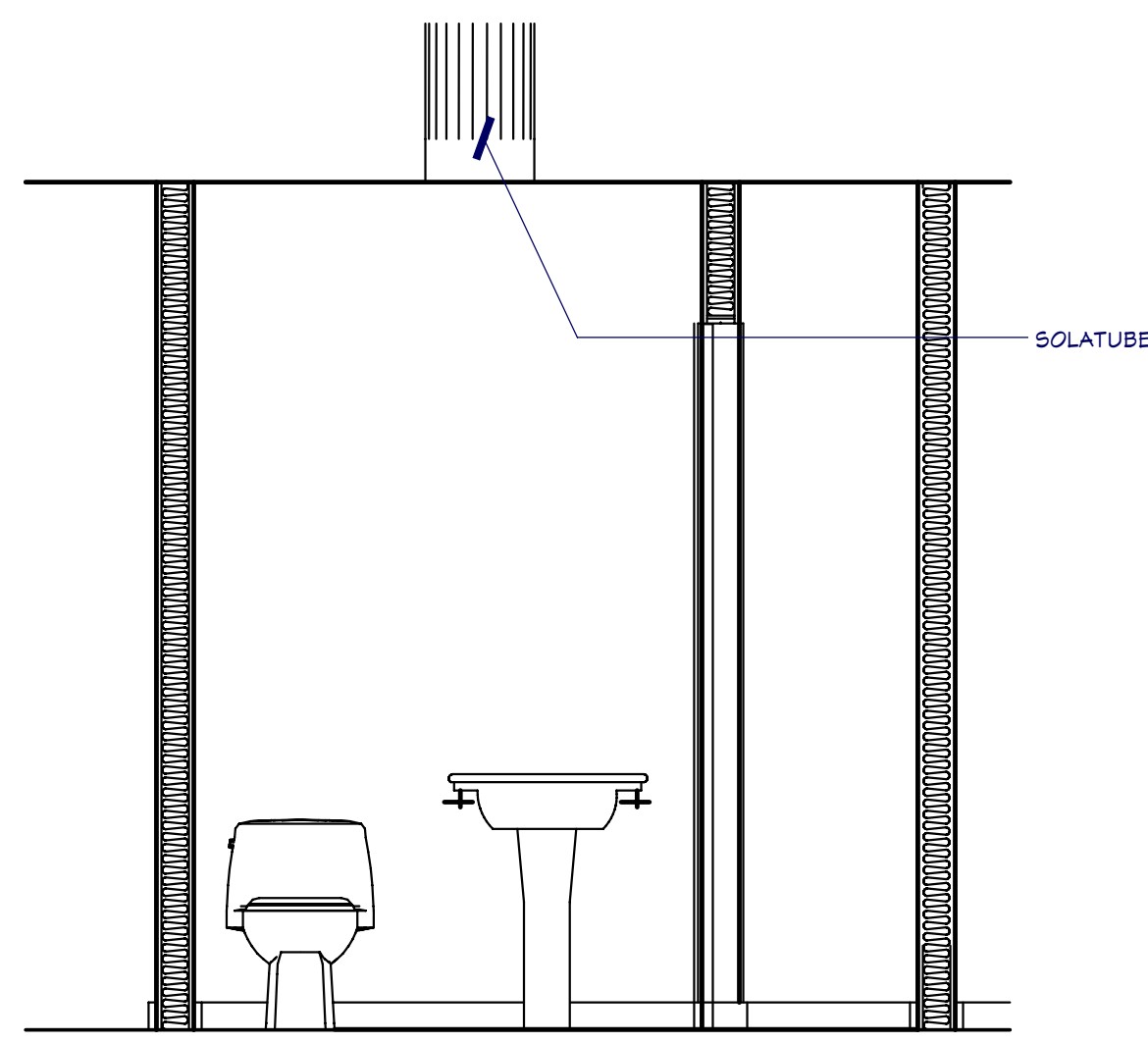
ADAM & KATHIE GIBSON
INDIANAPOLIS, IN 46220

DATE:
10.18.07

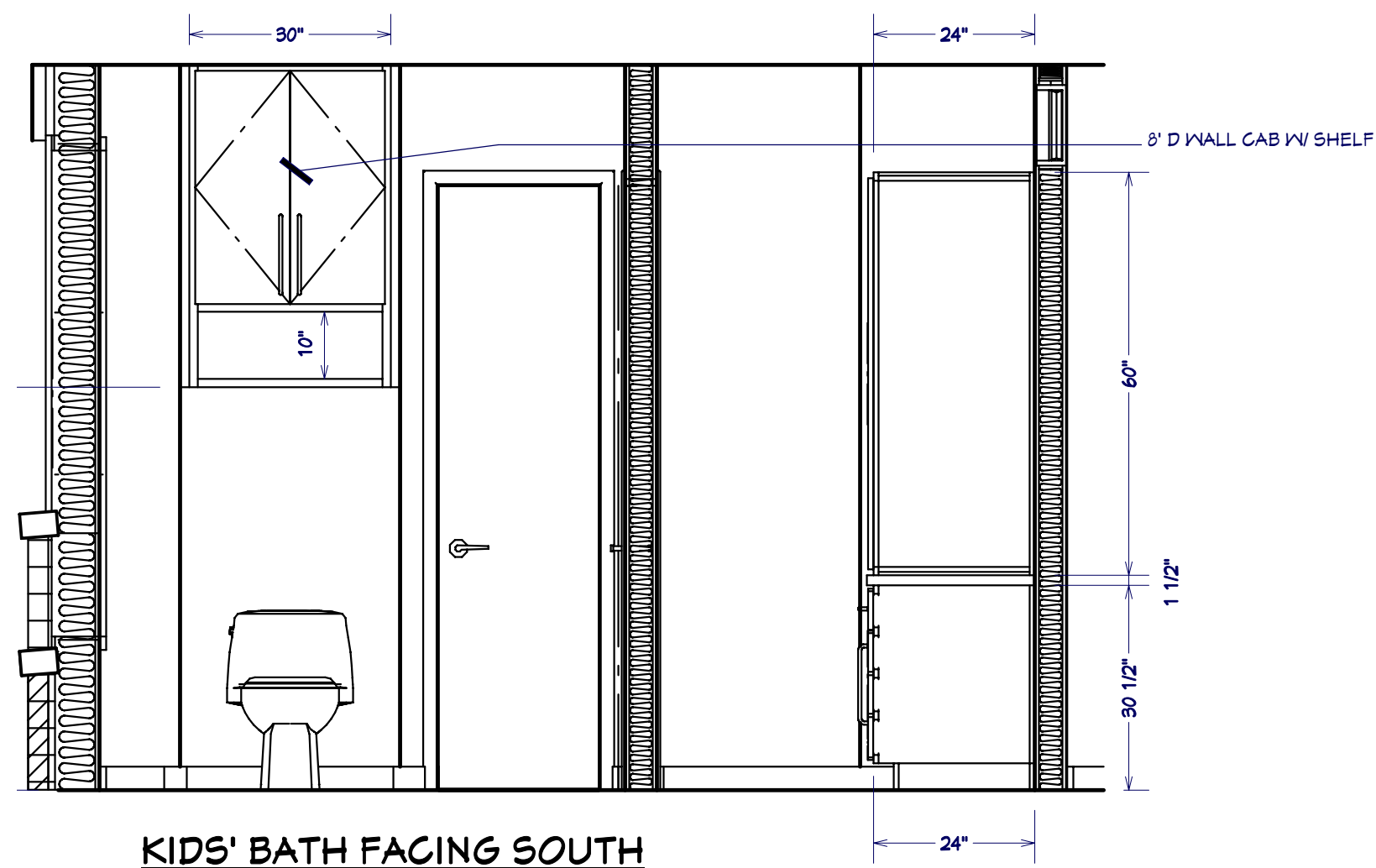
REVISION:
148

PROJECT:
HOUSE

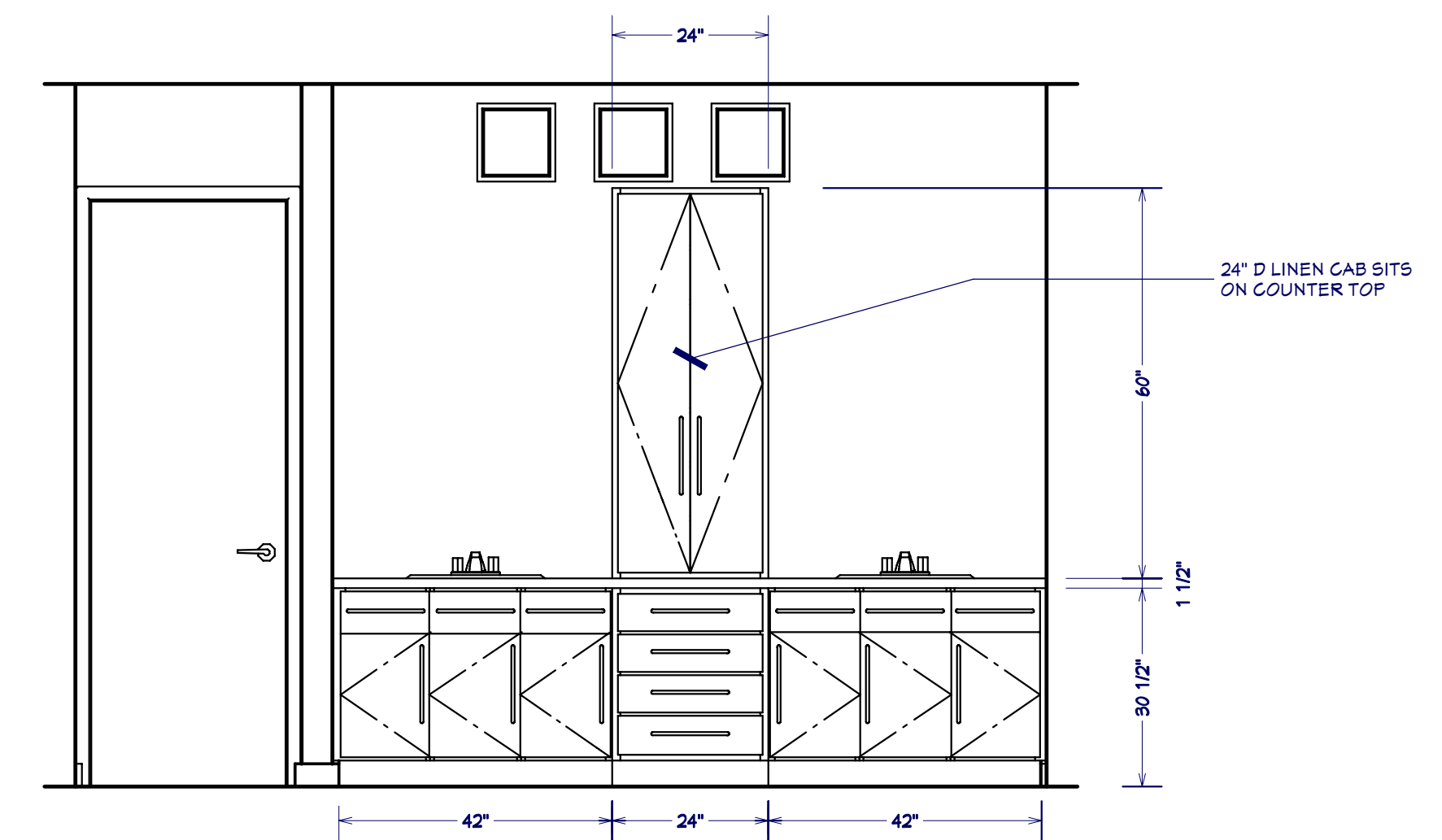
SHEET:
4



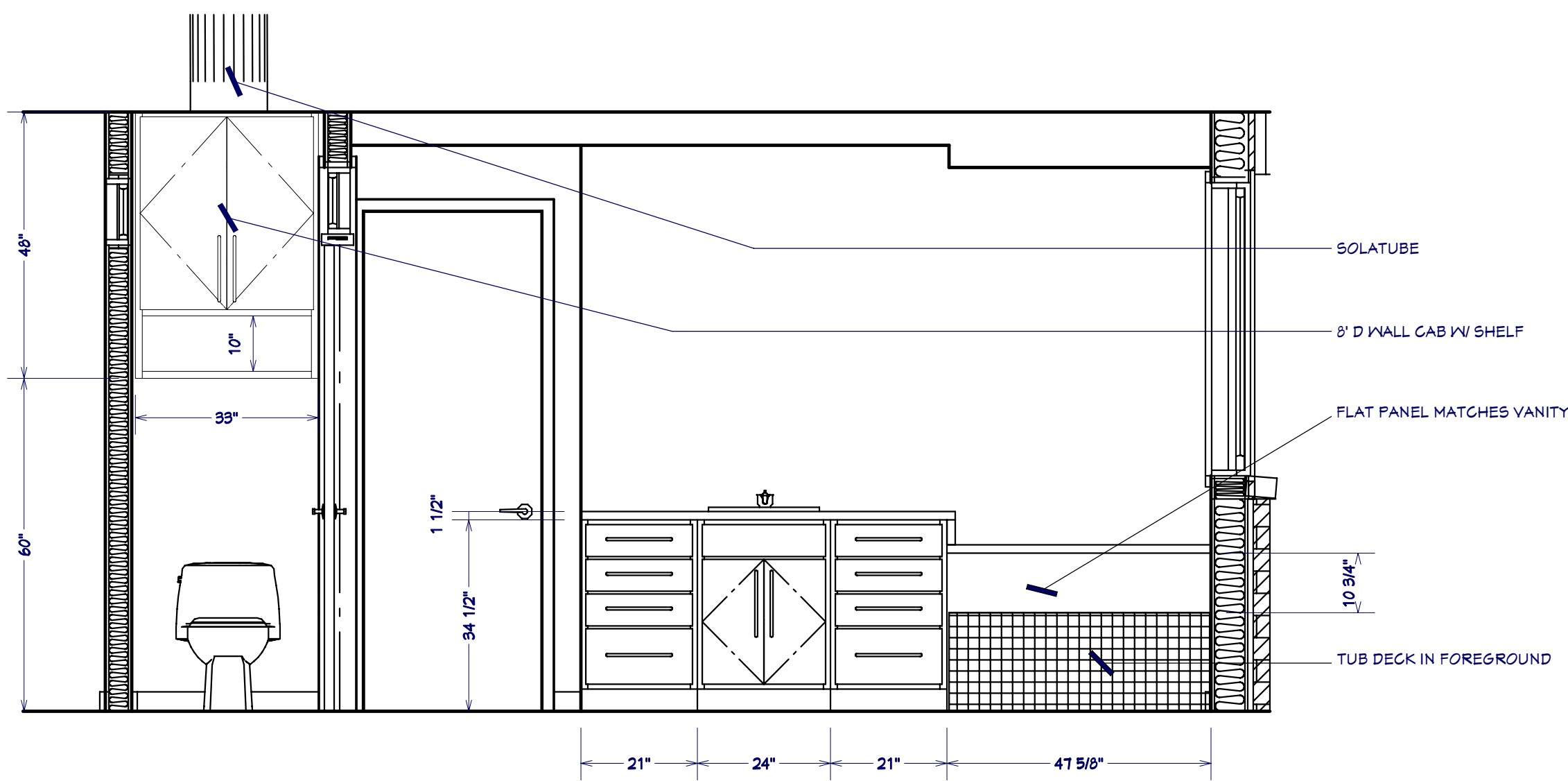
1/2 BATH #2 FACING EAST
1/2" = 1'



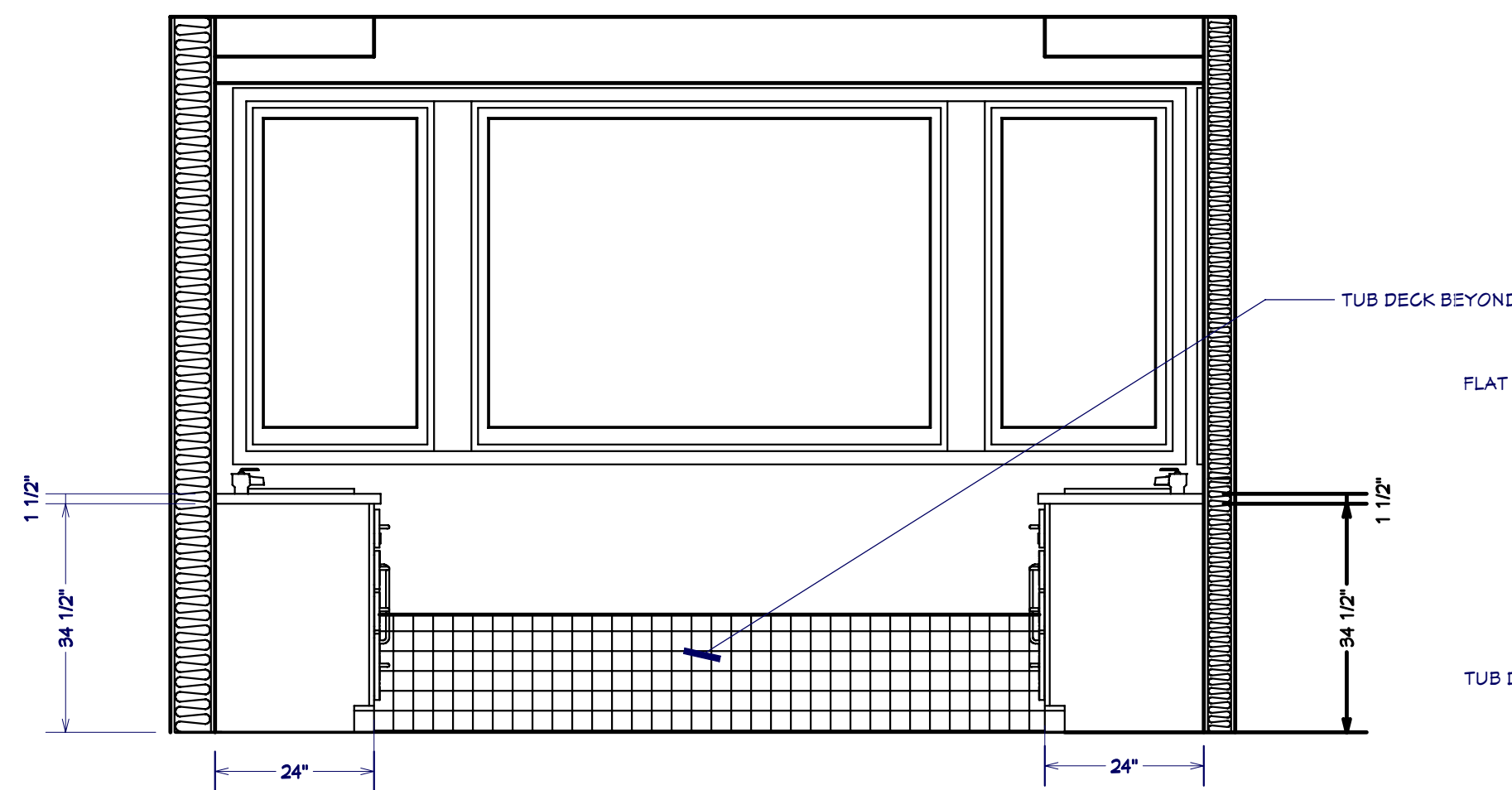
KIDS' BATH FACING SOUTH
1/2" = 1'



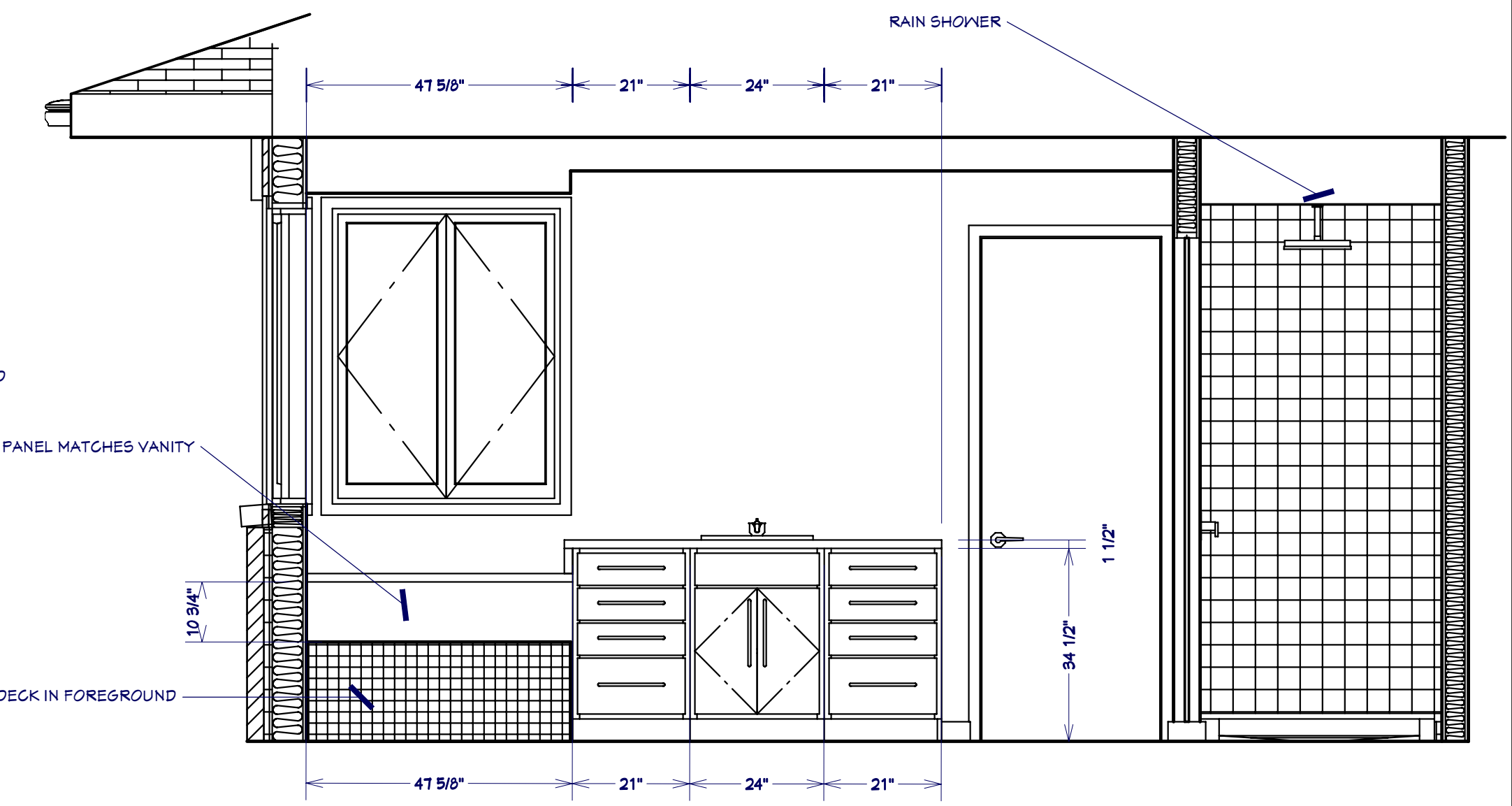
KIDS' BATHROOM WASH AREA
1/2" = 1'



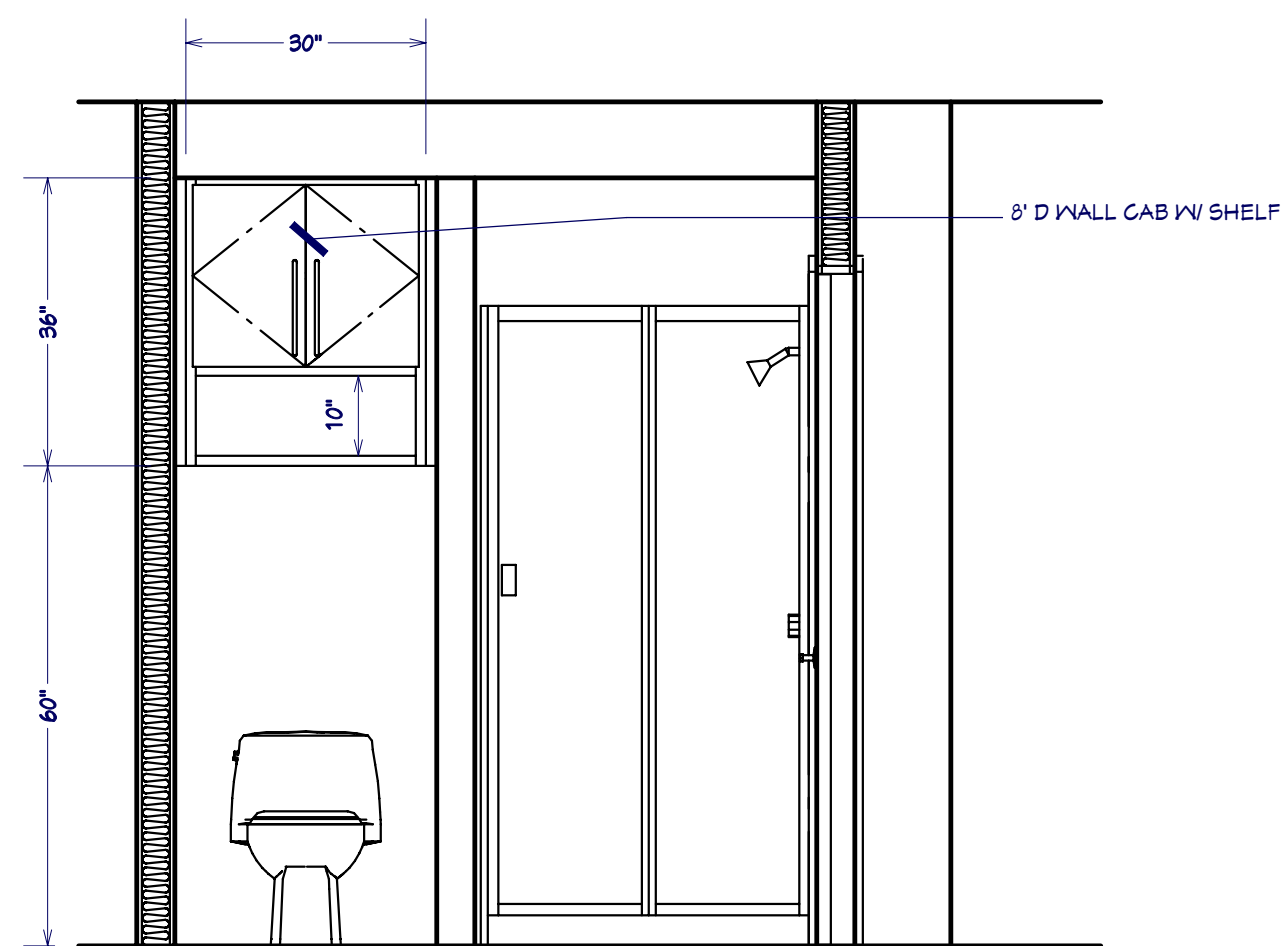
MASTER BATH FACING EAST
1/2" = 1'



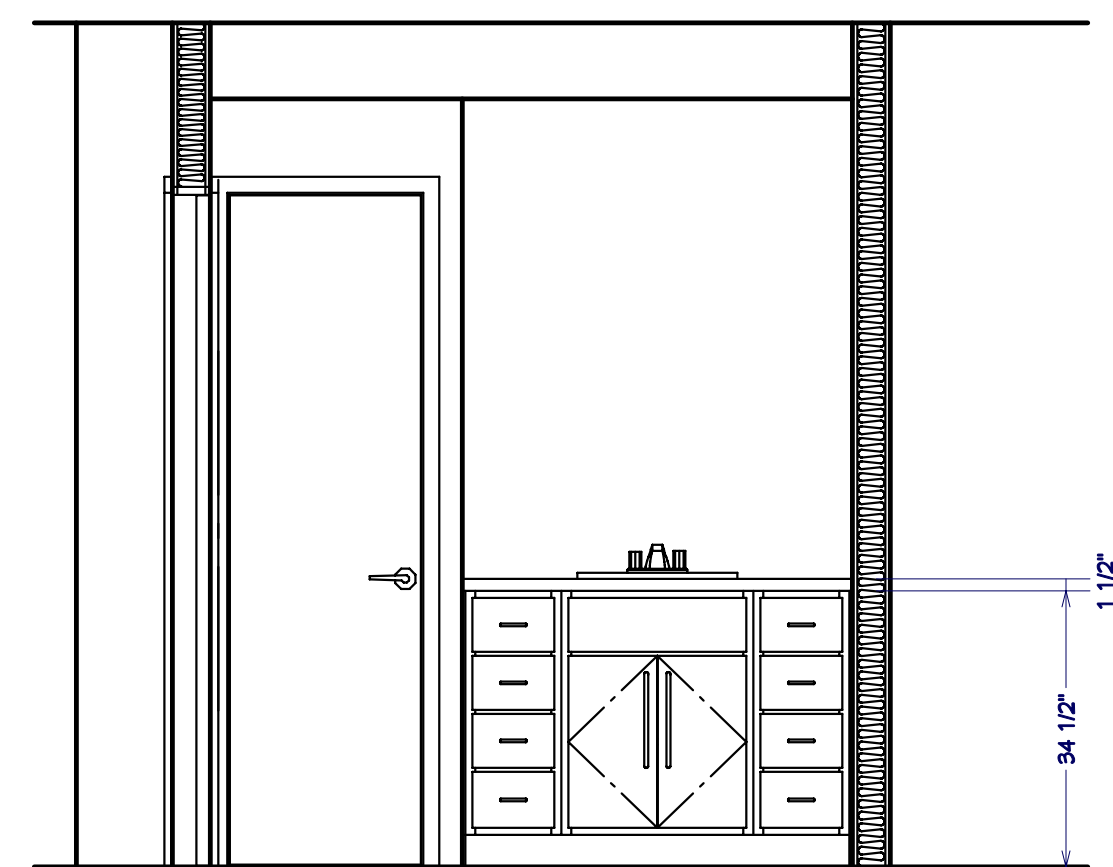
MASTER BATH FACING SOUTH
1/2" = 1'



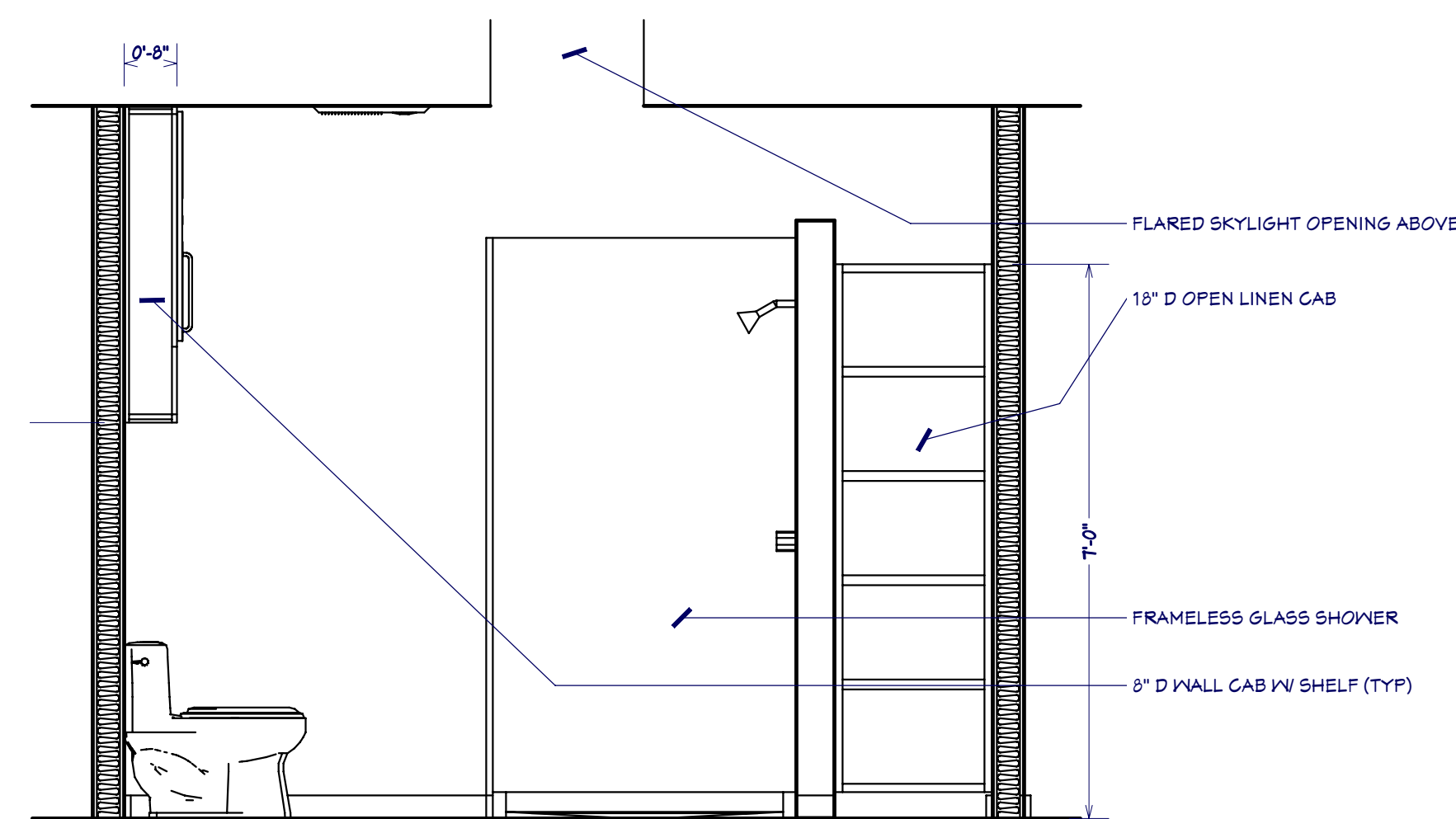
MASTER BATH FACING WEST
1/2" = 1'



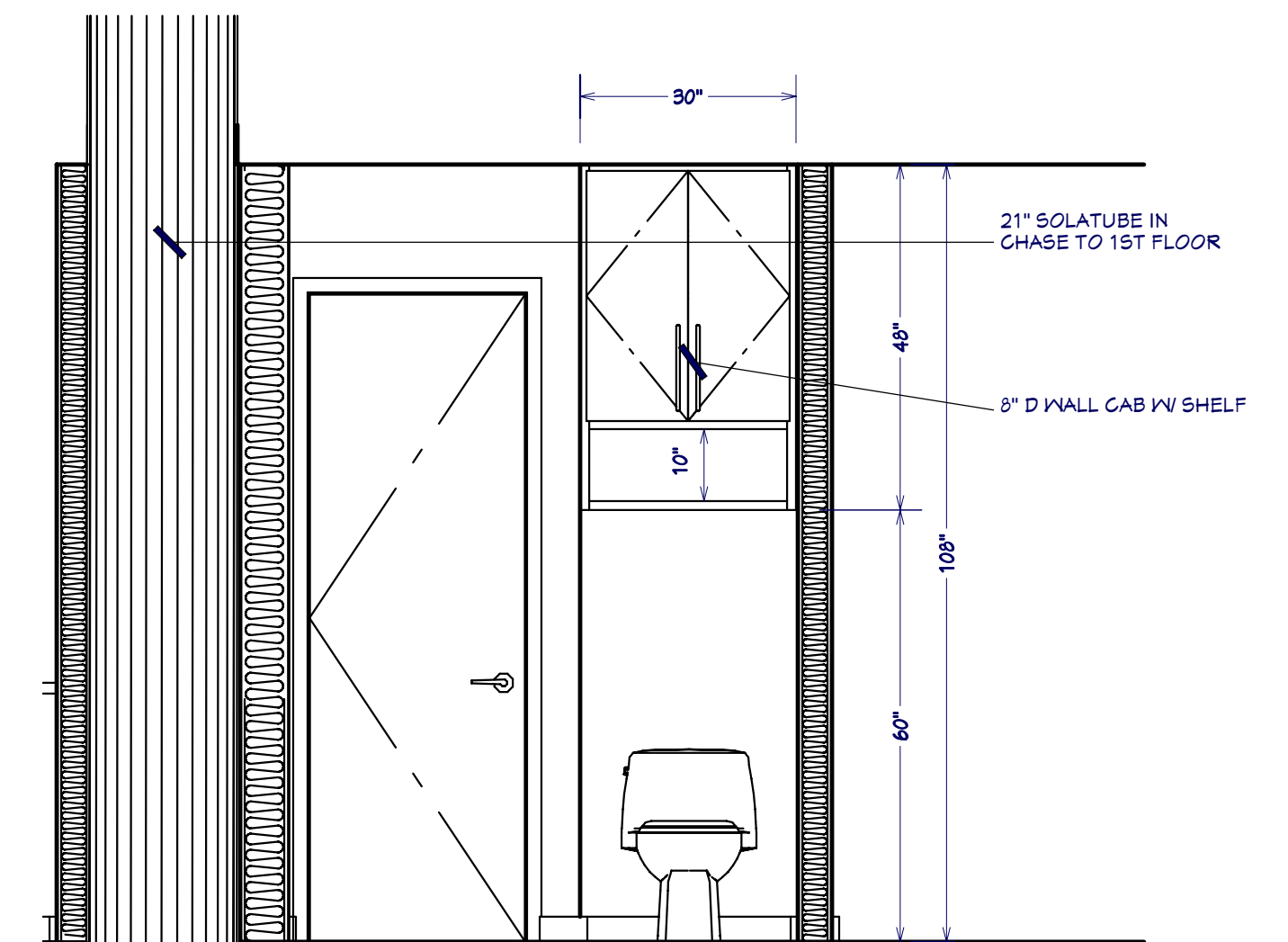
LOWER BATH FACING NORTH
1/2" = 1'



LOWER BATH FACING SOUTH
1/2" = 1'



GUEST BATH FACING SOUTH
1/2" = 1'

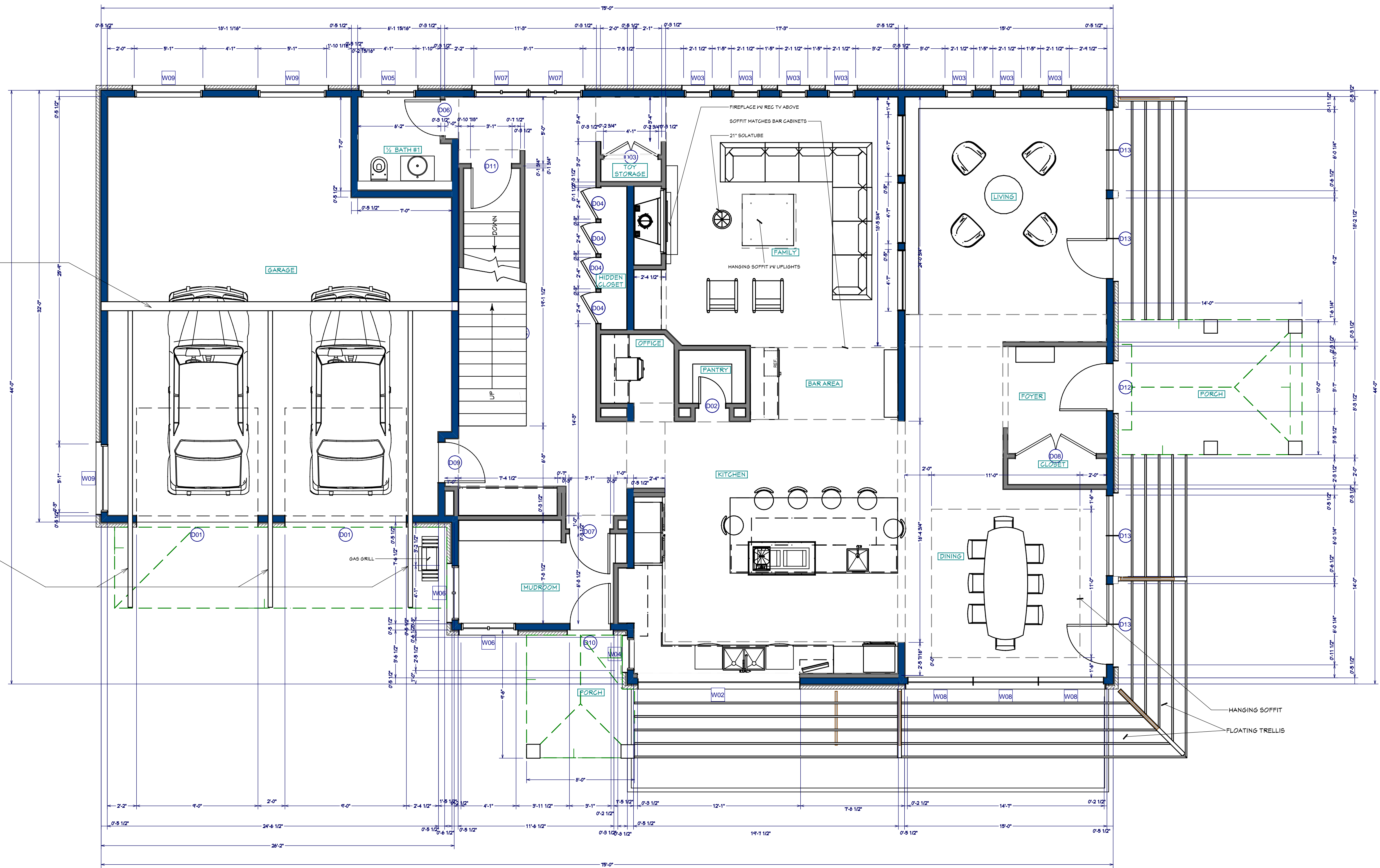


GUEST BATH FACING EAST
1/2" = 1'



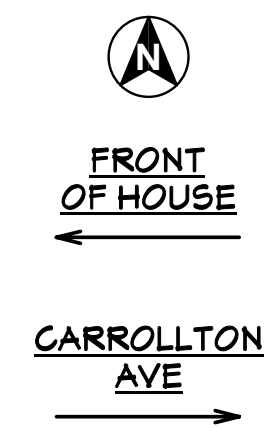
ADAM GIBSON DESIGN
5870 CARROLLTON AVE
INDIANAPOLIS, IN 46220
317.255.5001

Adam Gibson does not represent or imply himself to be a licensed architect or engineer. The plans furnished herewith were prepared upon request by applicants who are not registered architects or professional engineers. Adam Gibson assumes no responsibility for structural or dimensional errors or omissions. The contractor and/or owner must verify and check all notes, details, elevations, sections and floor plans for any errors or omissions prior to use of construction. No warranties are expressed or implied including compliance of this plan with applicable building codes. The customer is responsible to insure that the building meets or exceeds local codes and regulations. It is the responsibility of the customer to obtain any and all structural analysis, engineering and specifications that may be required in the municipality in which it is to be built. The selection and application of correct structural materials is the responsibility of the user of these plans. In the event that any liability is imposed on Adam Gibson, Adam Gibson's liability to any party shall not exceed the price paid for these drawings. All plans, renderings and other models are property of Adam Gibson.



STEEL GIRDER PER ENGINEER

EXPOSED CANTILEVERED STEEL I-BEAMS BELOW OVERHANG



HANGING SOFFIT
FLOATING TRELLIS

1ST FLOOR PLAN
2,227 SQ FT LIVING AREA
1/4" = 1'

ADAM & KATHIE GIBSON
INDIANAPOLIS, IN 46220

DATE:
10.18.07

REVISION:
148


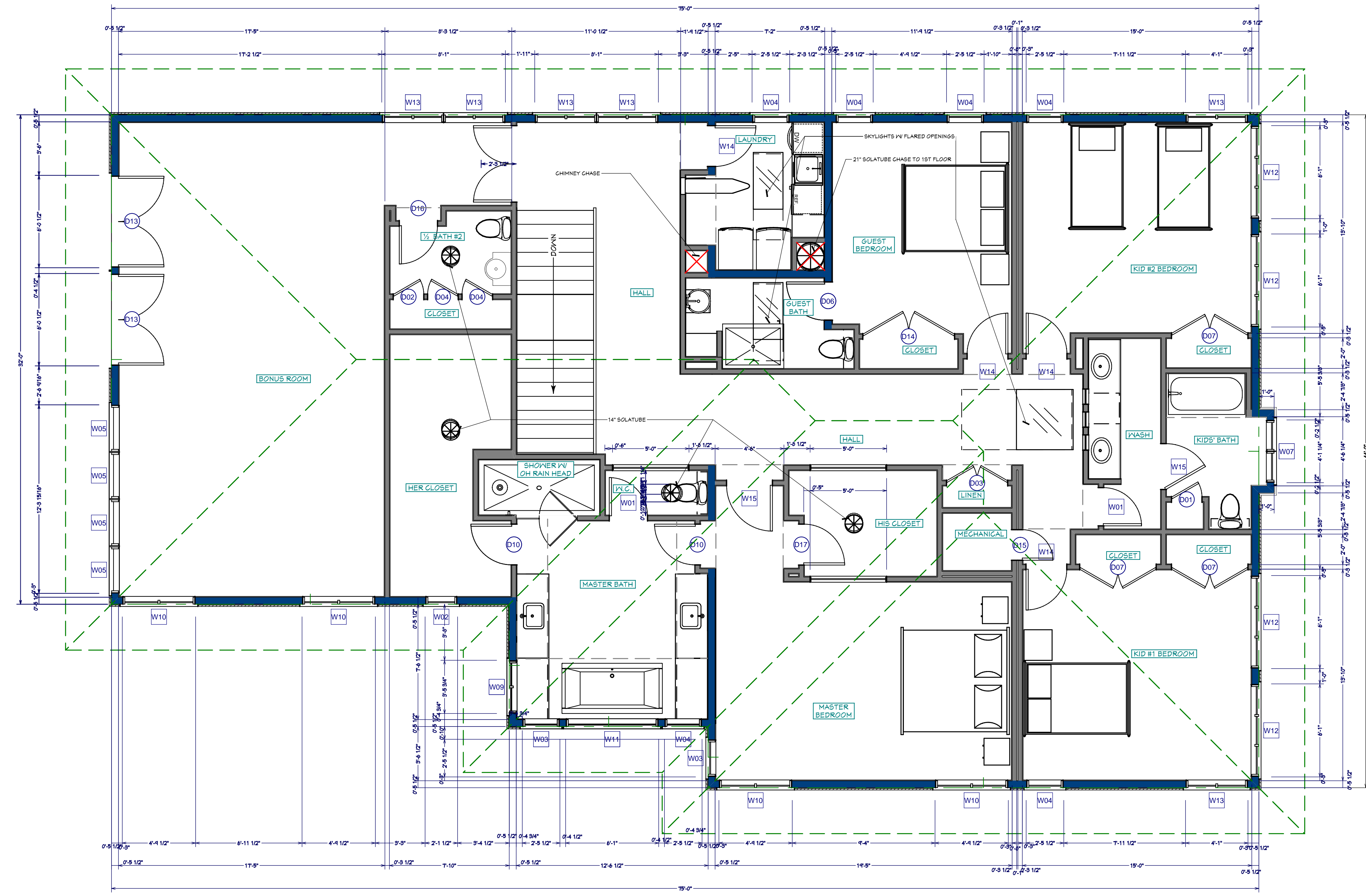
PROJECT:
HOUSE

SHEET:
5



ADAM GIBSON DESIGN
5870 CARROLLTON AVE
INDIANAPOLIS, IN 46220
317.255.5001

Adam Gibson does not represent or imply himself to be a licensed architect or engineer. The plans furnished herewith were prepared upon request by a person who is not a registered architect or professional engineer. Adam Gibson assumes no responsibility for structural or dimensional errors or omissions. The contractor and/or owner must verify and check all notes, details, elevations, sections and floor plans for any errors or omissions prior to use of construction. No warranties are expressed or implied including compliance of this plan with applicable building codes. The customer is responsible to ensure that the building meets or exceeds local codes and regulations. It is the responsibility of the customer to obtain any and all structural analysis, engineering and specifications that may be required in the municipality in which it is to be built. The selection and application of correct structural materials is the responsibility of the user of these plans. In the event that any liability is imposed on Adam Gibson, Adam Gibson's liability to any party shall not exceed the price paid for these drawings. All plans, drawings and other models are property of Adam Gibson.



2ND FLOOR PLAN
3,032 SQ FT LIVING AREA
1/4" = 1'

ADAM & KATHIE GIBSON
INDIANAPOLIS, IN 46220

DATE:
10.18.07

REVISION:
148

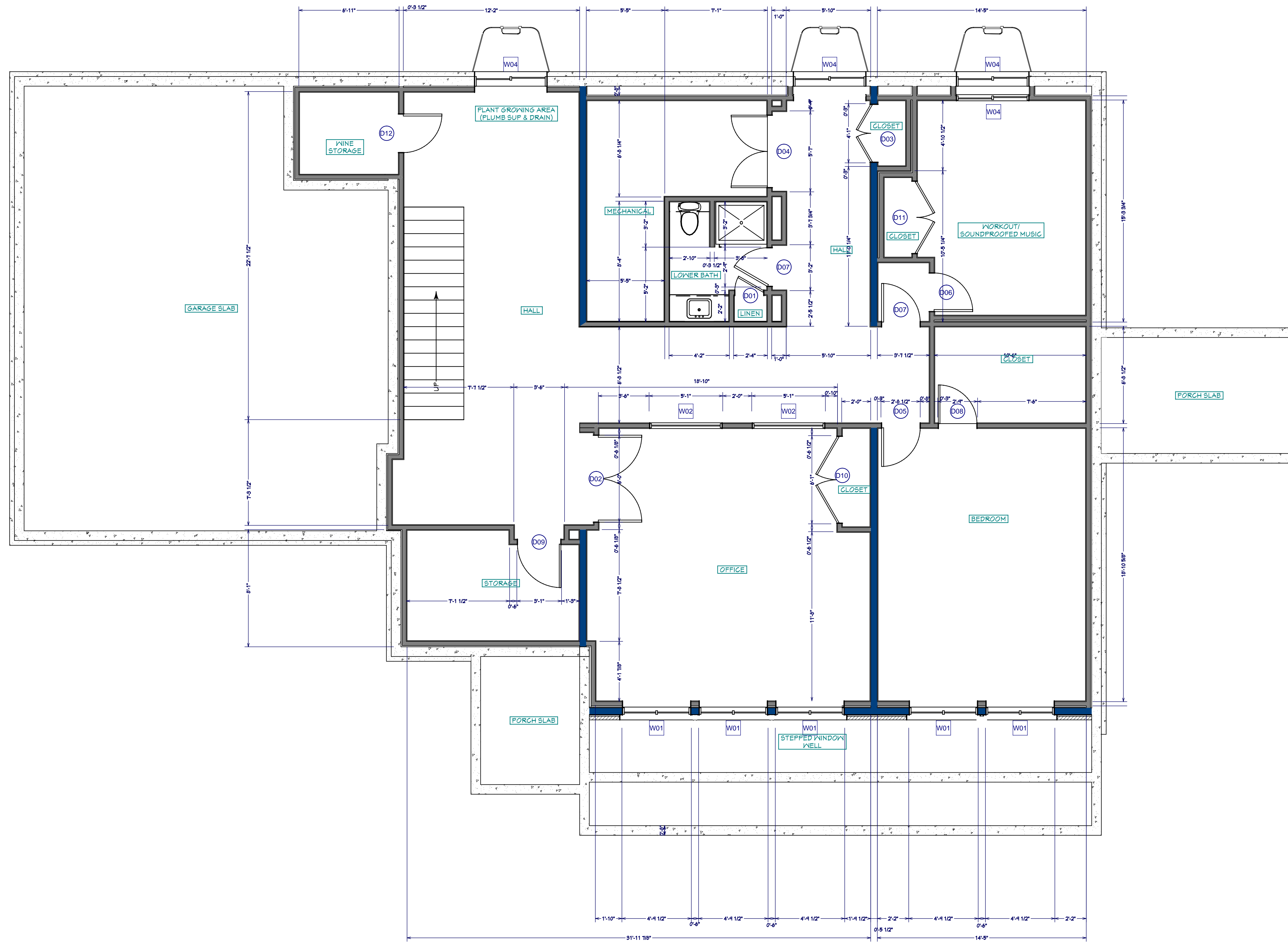
PROJECT:
HOUSE

SHEET:
6

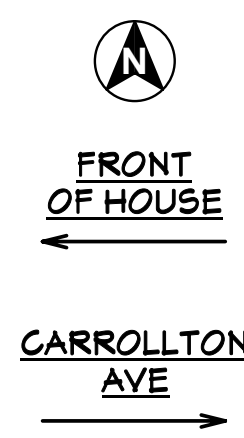


ADAM GIBSON DESIGN
5870 CARROLLTON AVE
INDIANAPOLIS, IN 46220
317.255.5001

Adam Gibson does not represent or imply himself to be a licensed architect or engineer. The plans furnished herewith were prepared upon request by applicants who are not registered architects or professional engineers. Adam Gibson assumes no responsibility for structural or dimensional errors or omissions. The contractor and/or owner must verify and check all notes, details, elevations, sections and floor plans for any errors or omissions prior to use of construction. No warranties are expressed or implied including compliance of this plan with applicable building codes. The customer is responsible to ensure that the building meets or exceeds local codes and regulations. It is the responsibility of the customer to obtain any and all structural analysis, engineering and specifications that may be required in the municipality in which it is to be built. The selection and application of correct structural materials is the responsibility of the user of these plans. In the event that any liability is imposed on Adam Gibson, Adam Gibson's liability to any party shall not exceed the price paid for these drawings. All plans, drawings and other models are property of Adam Gibson.



LOWER FLOOR PLAN
1,939 SQ FT LIVING & STORAGE AREA
1/4" = 1'



ADAM & KATHIE GIBSON
INDIANAPOLIS, IN 46220

DATE:
10.18.07

REVISION:
148

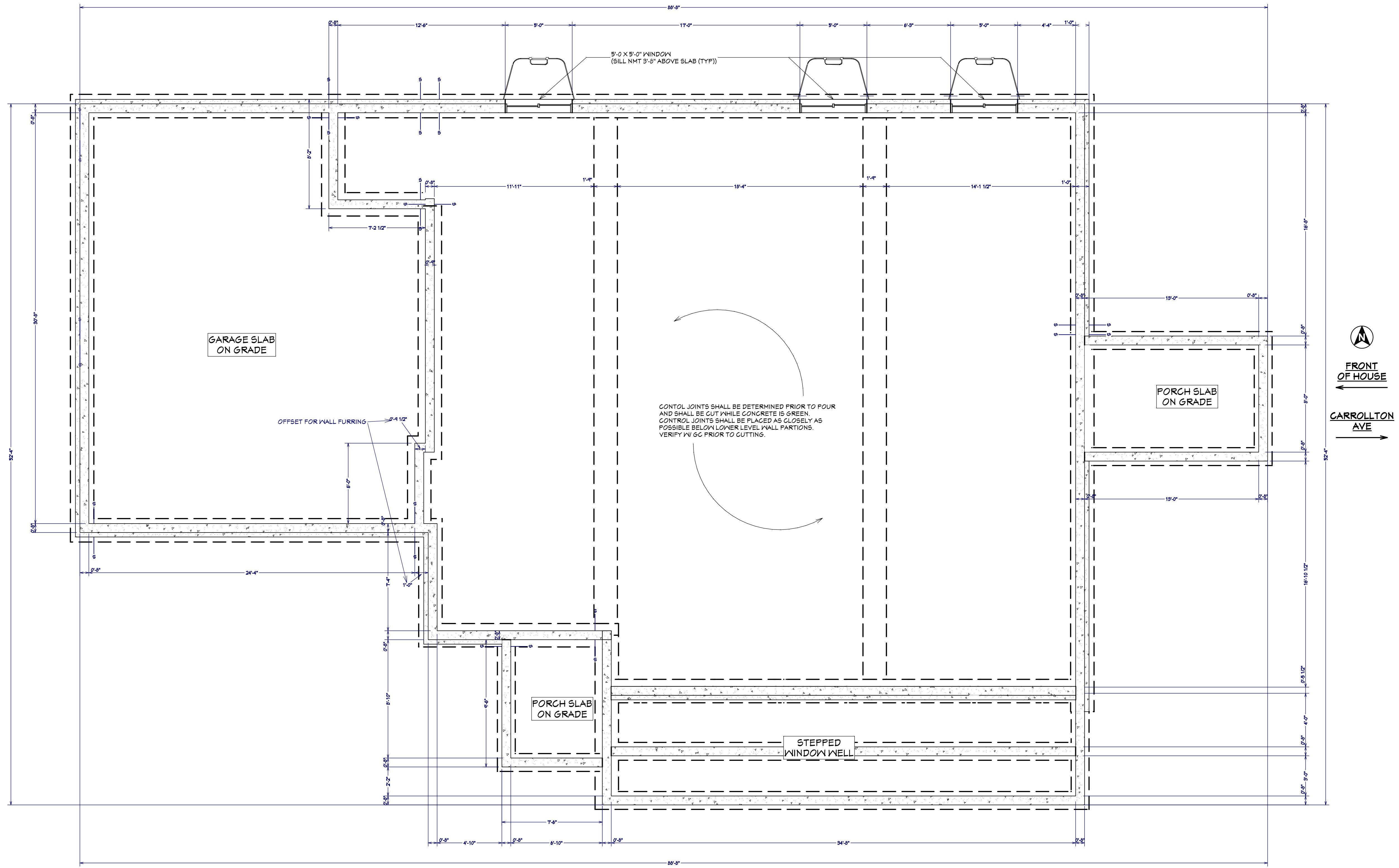
PROJECT:
HOUSE

SHEET:
7



ADAM GIBSON DESIGN
5870 CARROLLTON AVE
INDIANAPOLIS, IN 46220
317.255.5001

Adam Gibson does not represent or imply himself to be a licensed architect or engineer. The plans furnished herewith were prepared upon request by architect who are not registered architects or professional engineers. Adam Gibson assumes no responsibility for structural or dimensional errors or omissions. The contractor and/or owner must verify and check all notes, details, elevations, sections and floor plans for any errors or omissions prior to use of construction. No warranties are expressed or implied including compliance of this plan with applicable building codes. The customer is responsible to ensure that the building meets or exceeds local codes and regulations. It is the responsibility of the customer to obtain any and all structural analysis, engineering and specifications that may be required in the municipality in which it is to be built. The selection and application of correct structural materials is the responsibility of the user of these plans. In the event that any liability is imposed on Adam Gibson, Adam Gibson's liability to any party shall not exceed the price paid for these drawings. All plans, knowledge and other models are property of Adam Gibson.



FOUNDATION PLAN
1/4" = 1'

ADAM & KATHIE GIBSON
INDIANAPOLIS, IN 46220

DATE:
10.18.07

REVISION:
148

PROJECT:
HOUSE

SHEET:
8



ADAM GIBSON DESIGN
5870 CARROLLTON AVE
INDIANAPOLIS, IN 46220
317.255.5001

Adam Gibson does not represent or imply himself to be a licensed architect or engineer. The plans furnished herewith were prepared upon request by applicants who are not registered architects or professional engineers. Adam Gibson assumes no responsibility for structural or dimensional errors or omissions. The contractor and/or owner must verify and check all notes, details, elevations, sections and floor plans for any errors or omissions prior to use of construction. No warranties are expressed or implied including compliance of the plans with applicable building codes. The customer is responsible to ensure that the building meets or exceeds local codes and regulations. It is the responsibility of the customer to obtain any and all structural analysis, engineering and specifications that may be required in the municipality in which it is to be built. The selection and application of correct structural materials is the responsibility of the user of these plans. In the event that any liability is imposed on Adam Gibson, Adam Gibson's liability to any party shall not exceed the price paid for these drawings. All plans, notes and other models are property of Adam Gibson.

ADAM & KATHIE GIBSON
INDIANAPOLIS, IN 46220

DATE:
10.18.07

REVISION:
148

PROJECT:
HOUSE

SHEET:
9



FRONT ELEVATION
1/4" = 1'

SOUTH SIDE ELEVATION
1/4" = 1'



ADAM GIBSON DESIGN
5870 CARROLLTON AVE
INDIANAPOLIS, IN 46220
317.255.5001

Adam Gibson does not represent or imply himself to be a licensed architect or engineer. The plans furnished herewith were prepared upon request by applicants who are not registered architects or professional engineers. Adam Gibson assumes no responsibility for structural or dimensional errors or omissions. The contractor and/or owner must verify and check all notes, details, elevations, sections and floor plans for any errors or omissions prior to use of construction. No warranties are expressed or implied including compliance of the plans with applicable building codes. The customer is responsible to ensure that the building meets or exceeds local codes and regulations. It is the responsibility of the customer to obtain any and all structural analysis, engineering and specifications that may be required in the municipality in which it is to be built. The selection and application of correct structural materials is the responsibility of the user of these plans. In the event that any liability is imposed on Adam Gibson, Adam Gibson's liability to any party shall not exceed the price paid for these drawings. All plans, drawings and other models are property of Adam Gibson.

ADAM & KATHIE GIBSON
INDIANAPOLIS, IN 46220

DATE:
10.18.07

REVISION:
148

PROJECT:
HOUSE

SHEET:
10



REAR ELEVATION
1/4" = 1'

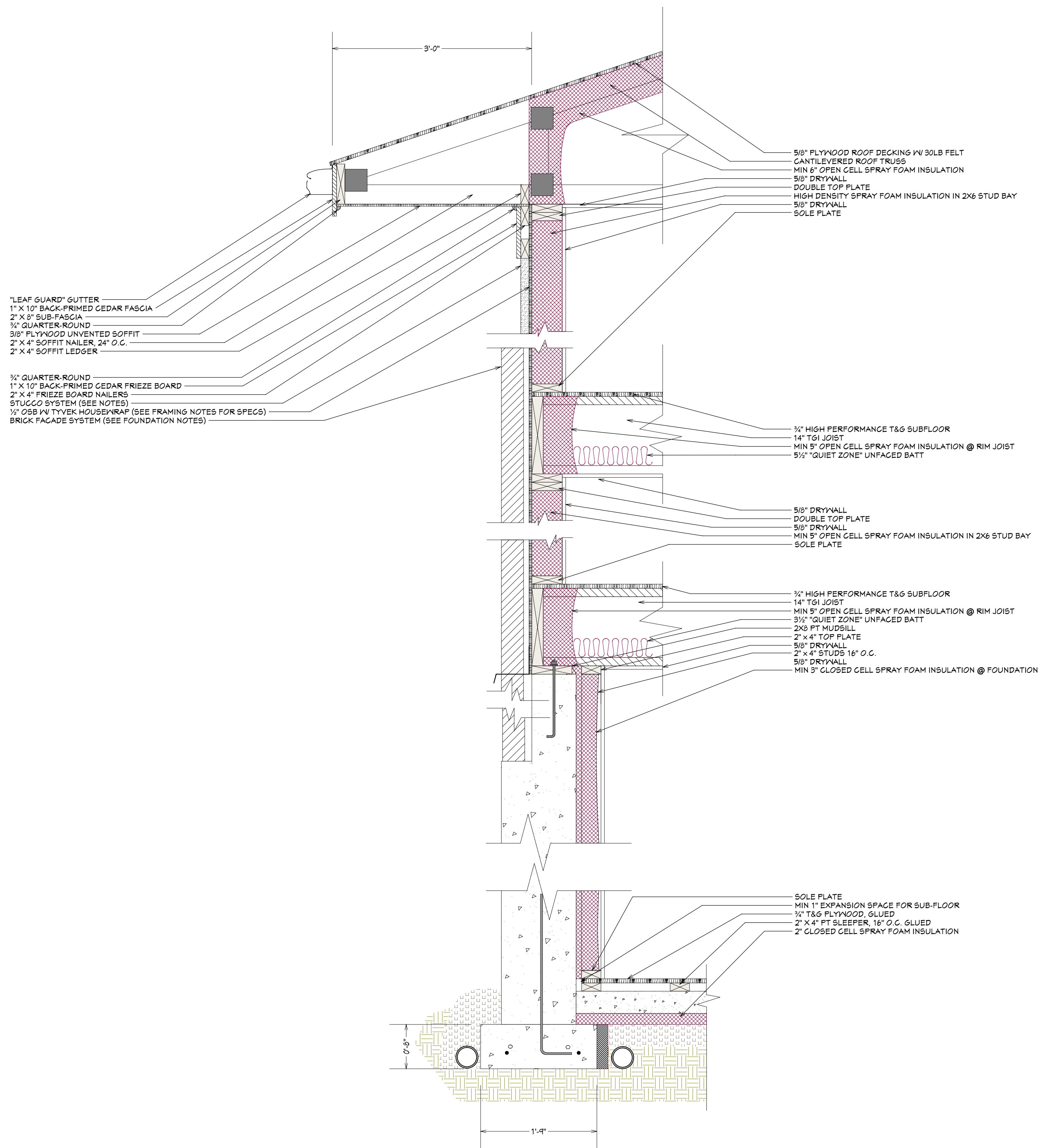


NORTH SIDE ELEVATION
1/4" = 1'

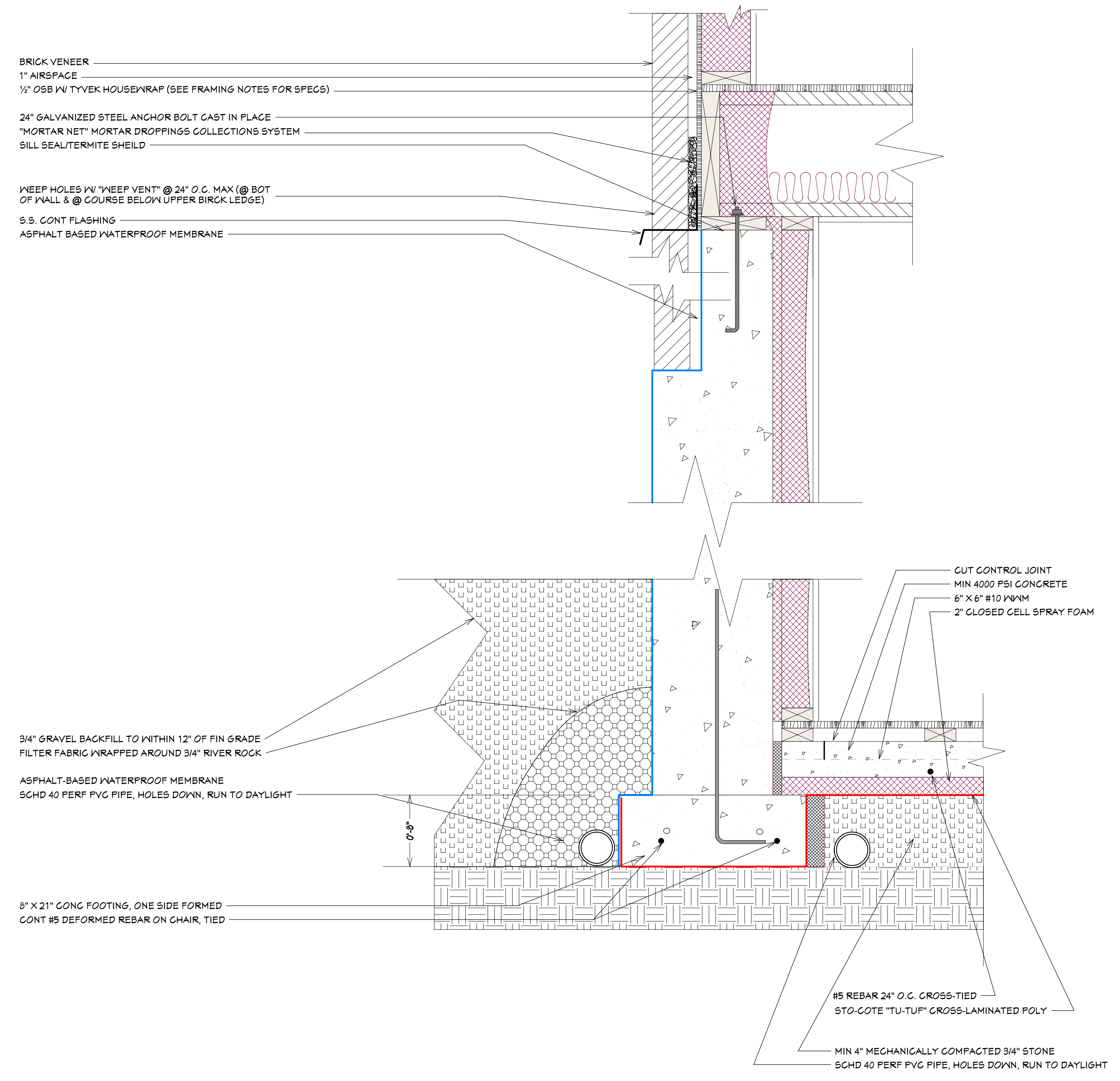


ADAM GIBSON DESIGN
5870 CARROLLTON AVE
INDIANAPOLIS, IN 46220
317.255.5001

Adam Gibson does not represent or imply himself to be a licensed architect or engineer. The plans furnished herewith were prepared upon request by architect who are not registered architects or professional engineers. Adam Gibson assumes no responsibility for structural or dimensional errors or omissions. The contractor and/or owner must verify and check all notes, details, elevations, sections and floor plans for any errors or omissions prior to start of construction. No warranties are expressed or implied including compliance of this plan with applicable building codes. The customer is responsible to insure that the building meets or exceeds local codes and regulations. It is the responsibility of the customer to obtain any and all structural analysis, engineering and specifications that may be required in the municipality in which it is to be built. The selection and application of correct structural materials is the responsibility of the user of these plans. In the event that any liability is imposed on Adam Gibson, Adam Gibson's liability to any party shall not exceed the price paid for these drawings. All plans, renderings and other media are property of Adam Gibson.



TYP WALL SEC
1" = 1'



TYP FOUNDATION & BRICK SEC
1 1/2" = 1'

ADAM & KATHIE GIBSON
INDIANAPOLIS, IN 46220

DATE:
10.18.07

REVISION:
148

PROJECT:
HOUSE

SHEET:
11



ADAM GIBSON DESIGN
 5870 CARROLLTON AVE
 INDIANAPOLIS, IN 46220
 317.255.5001

Adam Gibson does not represent or imply himself to be a licensed architect or engineer. The plans furnished herewith were prepared upon request by applicants who are not registered architects or professional engineers. Adam Gibson assumes no responsibility for structural or dimensional errors or omissions. The contractor and/or owner must verify and check all notes, details, elevations, sections and floor plans for any errors or omissions prior to use of construction. No warranties are expressed or implied including compliance of this plan with applicable building codes. The customer is responsible to insure that the building meets or exceeds local codes and regulations. It is the responsibility of the customer to obtain any and all structural analysis, engineering and specifications that may be required in the municipality in which it is to be built. The selection and application of correct structural materials is the responsibility of the user of these plans. In the event that any liability is imposed on Adam Gibson, Adam Gibson's liability to any party shall not exceed the price paid for these drawings. All plans, notes, and other models are property of Adam Gibson.

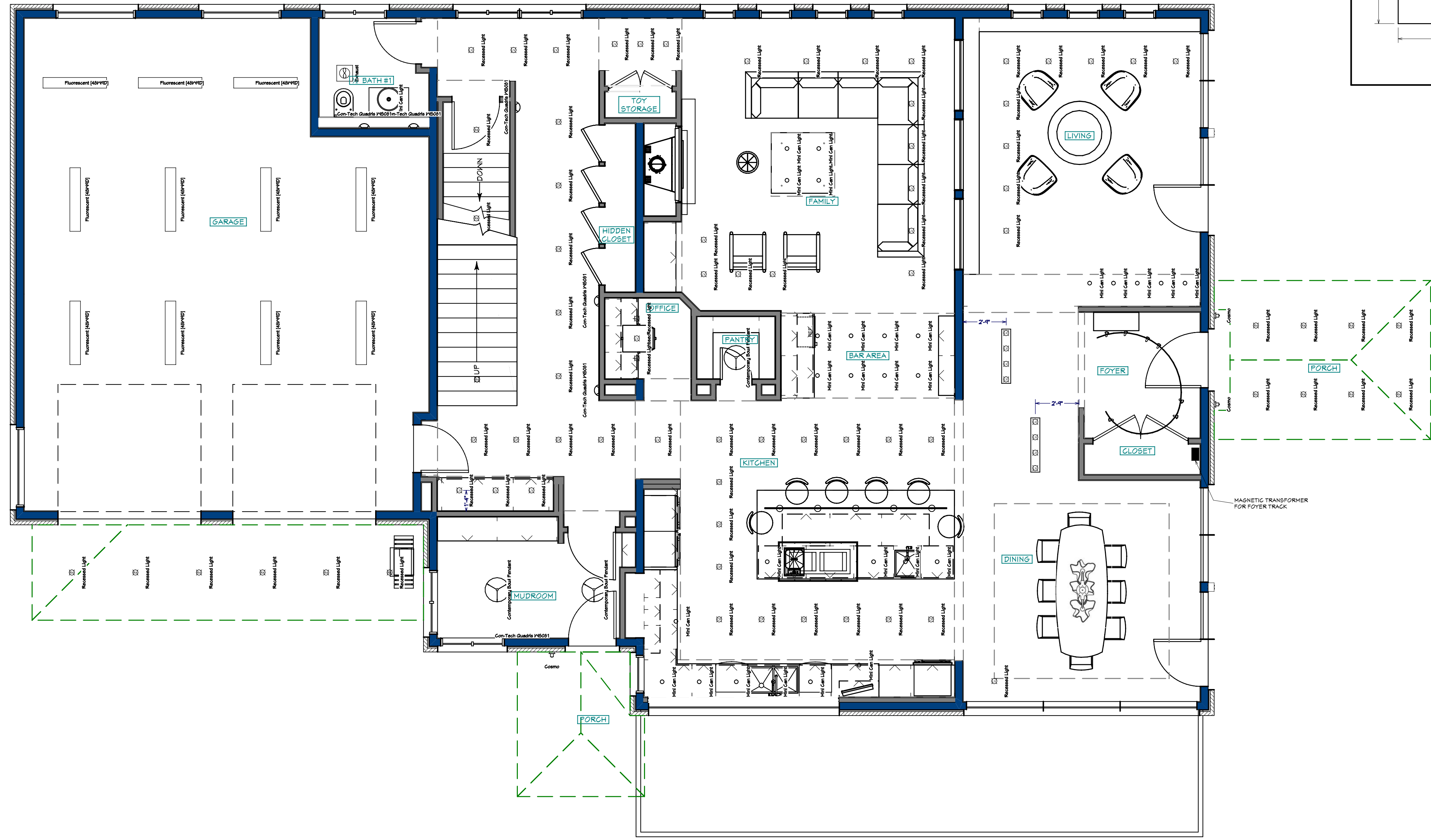
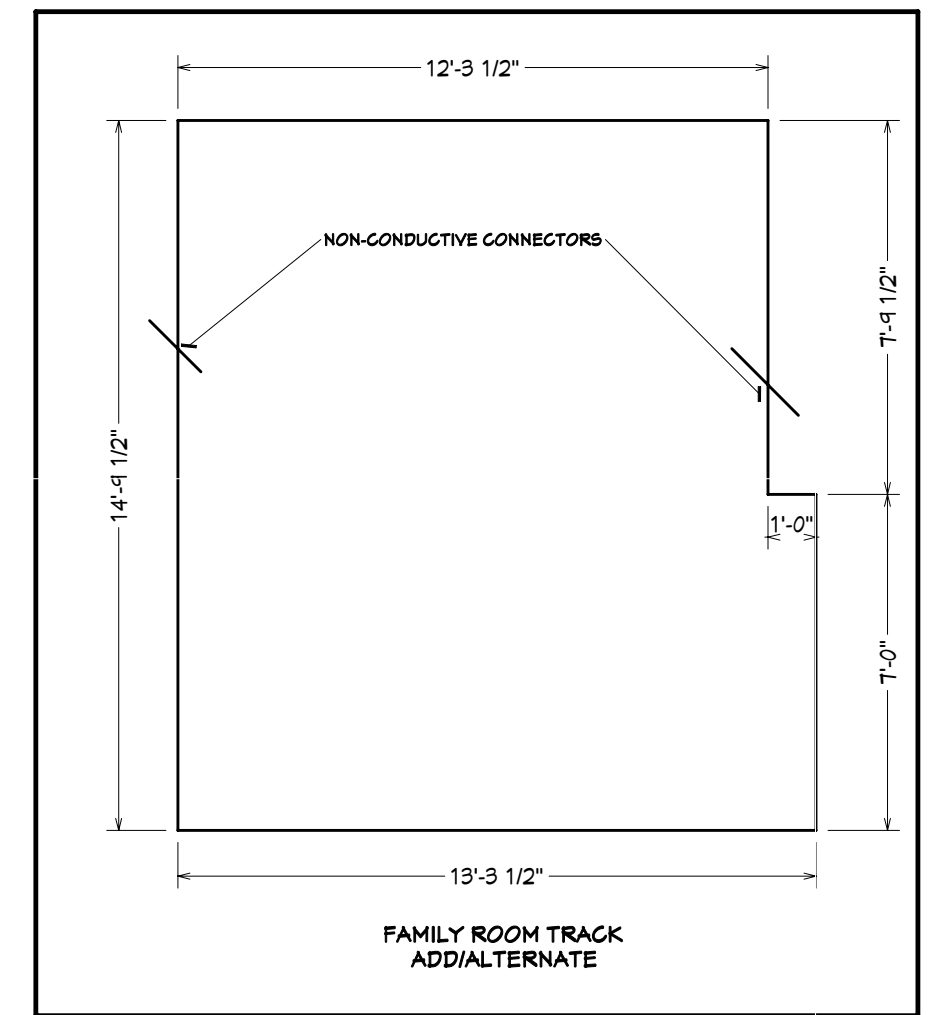
ADAM & KATHIE GIBSON
 INDIANAPOLIS, IN 46220

DATE:
10.18.07

REVISION:
148

PROJECT:
HOUSE

SHEET:
12



1ST FLOOR LIGHTING PLAN
 $\frac{1}{4}'' = 1'$



ADAM GIBSON DESIGN
5870 CARROLLTON AVE
INDIANAPOLIS, IN 46220
317.255.5001

Adam Gibson does not represent or imply himself to be a licensed architect or engineer. The plans furnished herewith were prepared upon request by architect who are not registered architects or professional engineers. Adam Gibson assumes no responsibility for structural or dimensional errors or omissions. The contractor and/or owner must verify and check all notes, details, elevations, sections and floor plans for any errors or omissions prior to use of construction. No warranties are expressed or implied including compliance of this plan with applicable building codes. The customer is responsible to ensure that the building meets or exceeds local codes and regulations. It is the responsibility of the customer to obtain any and all structural analysis, engineering and specifications that may be required in the municipality in which it is to be built. The selection and application of correct structural materials is the responsibility of the user of these plans. In the event that any liability is imposed on Adam Gibson, Adam Gibson's liability to any party shall not exceed the price paid for these drawings. All plans, notes and other models are property of Adam Gibson.

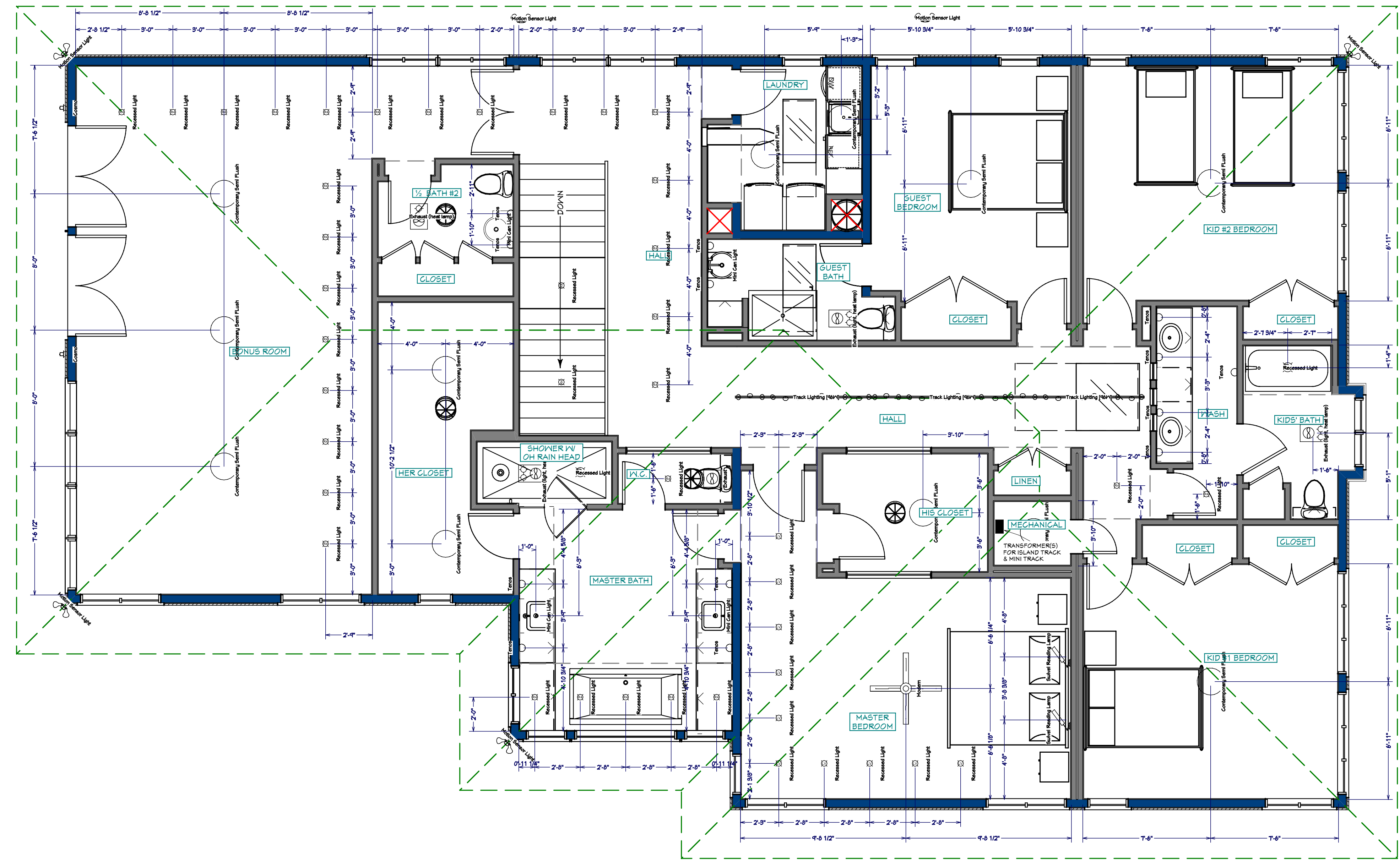
ADAM & KATHIE GIBSON
INDIANAPOLIS, IN 46220

DATE:
10.18.07

REVISION:
148

PROJECT:
HOUSE

SHEET:
13



2ND FLOOR LIGHTING PLAN
1/4" = 1'



ADAM GIBSON DESIGN
5870 CARROLLTON AVE
INDIANAPOLIS, IN 46220
317.255.5001

Adam Gibson does not represent or imply himself to be a licensed architect or engineer. The plans furnished herewith were prepared upon request by applicants who are not registered architects or professional engineers. Adam Gibson assumes no responsibility for structural or dimensional errors or omissions. The contractor and/or owner must verify and check all notes, details, elevations, sections and floor plans for any errors or omissions prior to use of construction. No warranties are expressed or implied including compliance of this plan with applicable building codes. The customer is responsible to insure that the building meets or exceeds local codes and regulations. It is the responsibility of the customer to obtain any and all structural analysis, engineering and specifications that may be required in the municipality in which it is to be built. The selection and application of correct structural materials is the responsibility of the user of these plans. In the event that any liability is imposed on Adam Gibson, Adam Gibson's liability to any party shall not exceed the price paid for these drawings. All plans, renderings and other models are property of Adam Gibson.

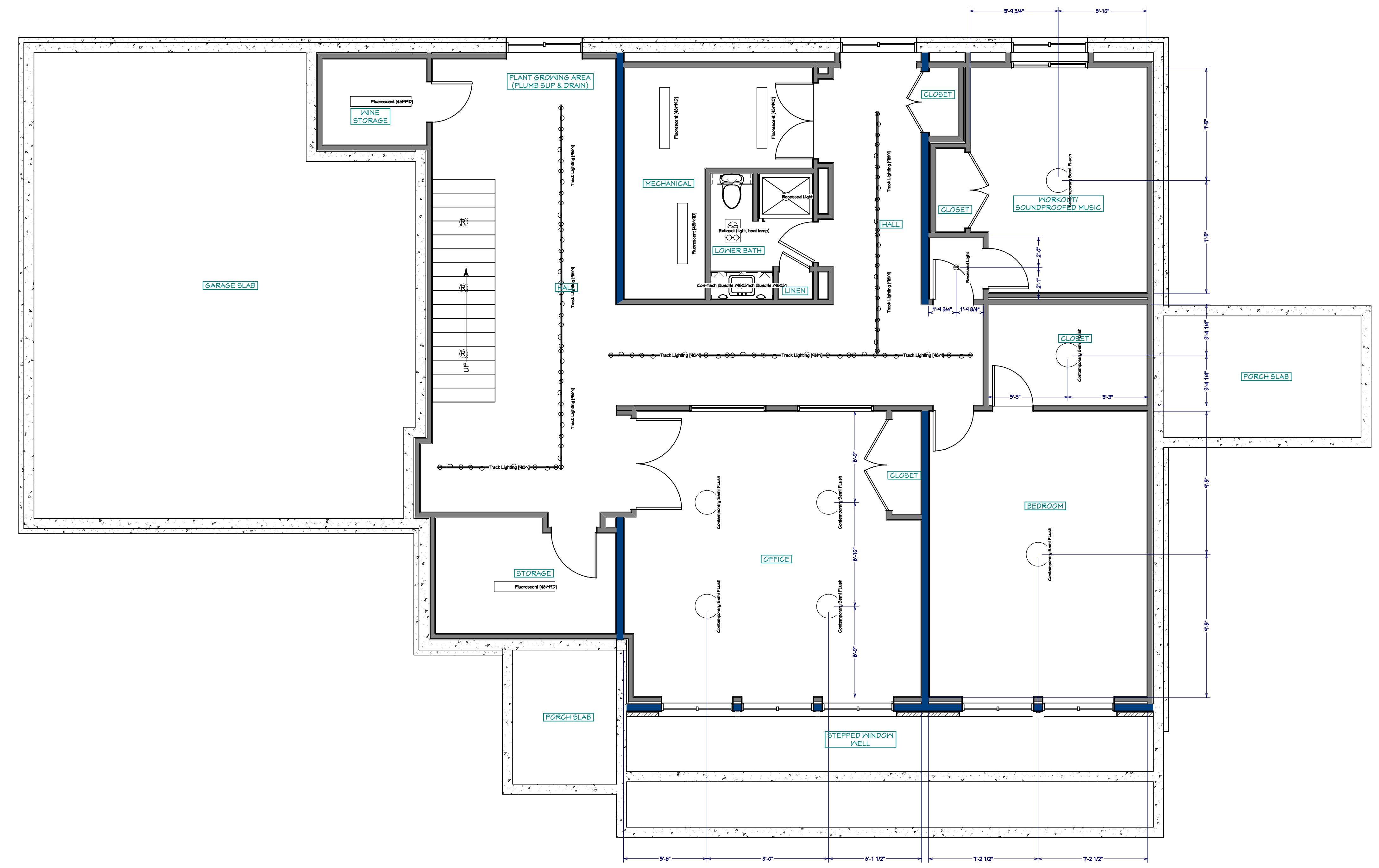
ADAM & KATHIE GIBSON
INDIANAPOLIS, IN 46220

DATE:
10.18.07

REVISION:
148

PROJECT:
HOUSE

SHEET:
14



LOWER LEVEL LIGHTING PLAN
1/4" = 1'

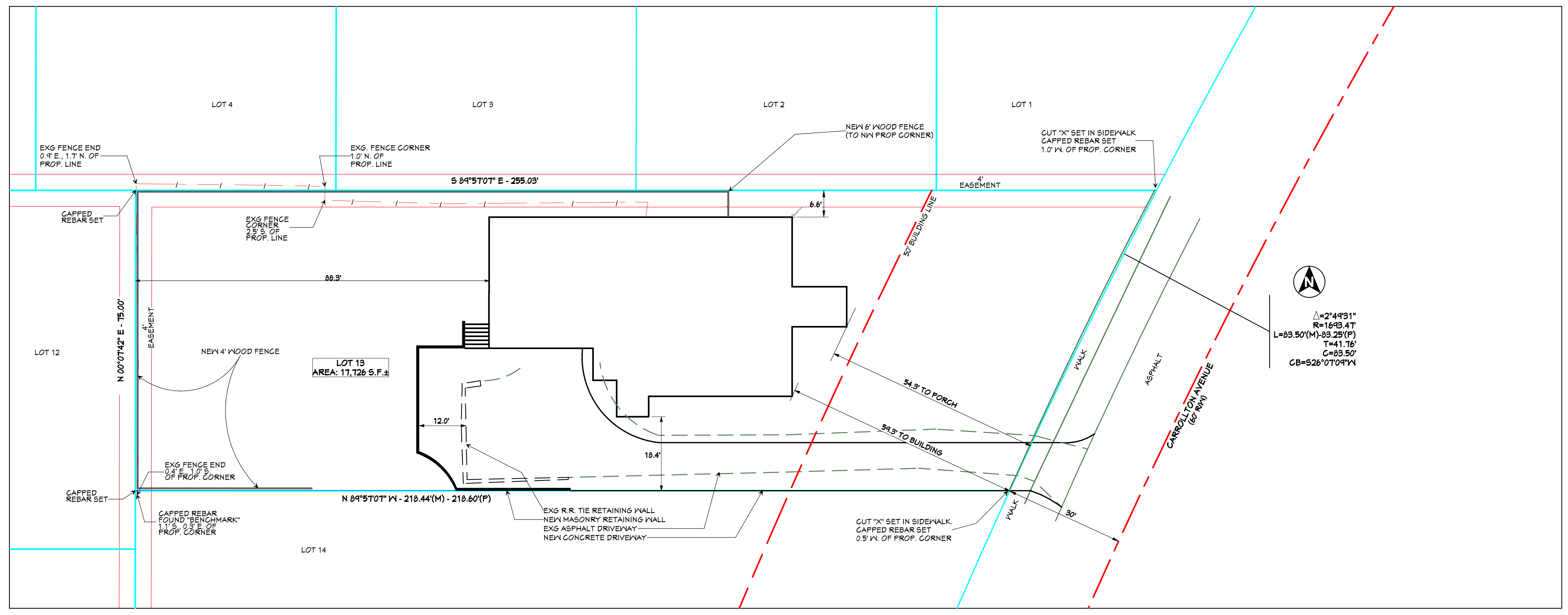


ADAM GIBSON DESIGN
5870 CARROLLTON AVE
INDIANAPOLIS, IN 46220
317.255.5001

Adam Gibson does not represent or imply himself to be a licensed architect or engineer. The plans furnished herewith were prepared upon request by architect who are not registered architects or professional engineers. Adam Gibson assumes no responsibility for structural or dimensional errors or omissions. The contractor and/or owner must verify and check all notes, details, elevations, sections and floor plans for any errors or omissions prior to use of construction. No warranties are expressed or implied including compliance of the plan with applicable building codes. The customer is responsible to ensure that the building meets or exceeds local codes and regulations. It is the responsibility of the customer to obtain any and all structural analysis, engineering and specifications that may be required in the municipality in which it is to be built. The selection and application of correct structural materials is the responsibility of the user of these plans. In the event that any liability is imposed on Adam Gibson, Adam Gibson's liability to any party shall not exceed the price paid for these drawings. All plans, renderings and other models are property of Adam Gibson.

ABBREVIATIONS

- ABB = ABBREVIATION
- AFF = ABOVE FINISHED FLOOR
- APFX = APPROXIMATELY
- BLDG = BUILDING
- BULK = BLOCK
- BOT = BOTTOM
- BRK = BRICK
- C = CENTER
- CAB = CABINET
- CANT = CANTILEVERED
- CEM = CEMENT
- CF = CUBIC FOOT
- CH = CEILING HEIGHT
- CR = CIRCLE
- CLG = CEILING
- CM = CENTIMETER
- CMU = CONCRETE MASONRY UNIT
- CO = COMPANY
- CONC = CONCRETE
- CONF = CONFERENCE
- CONT = CONTINUOUS
- CONV = CONVENTIONAL
- CONST = CONSTRUCTION
- CT = CERAMIC TILE
- CU YD = CUBIC YARD
- D = DINING ROOM
- DEC = DECORATIVE
- DED = DEDICATED
- DEG = DEGREE
- DEMO = DEMOLISH
- DES = DESIGNER(D)
- DIA = DIAMETER
- DIM = DIMENSION
- DW = DISHWASHER
- EA = EACH
- ELCT = ELECTRICAL
- EMER = EMERGENCY
- ENCL = ENCLOSURE
- ENG = ENGINEERED
- EQ = EQUAL
- EQUIV = EQUIVALENT
- ETR = EXISTING TO REMAIN
- EXG = EXCAVATE
- EXG = EXISTING
- EXT = EXTERIOR
- FAB = FABRICATED
- FAC = FACILITATE
- FDN = FOUNDATION
- FF = FINISHED FLOOR
- FIN = FINISH
- FSD = FORMED STEEL DECKING
- FT = FOOT
- FTS = FOOTING
- G.L. = GULAM BEAM
- GAL = GALLON
- GALV = GALVANIZED
- GC = GENERAL CONTRACTOR
- GFCI = GROUND FAULT CIRCUIT INTERRUPTER
- GLS = GLASS
- GNB = GYPSUM WALL BOARD
- HC = HOLLOW CORE
- HD = HEAVY DUTY
- HGT = HEIGHT
- HOR = HORIZONTALLY
- ID = INSIDE DIAMETER
- INSUL = INSULATION
- INT = INTERIOR
- J.BOX = JUNCTION BOX
- JST = JOIST
- KIT = KITCHEN
- LAM = LAMINATE
- LEV = LEVEL
- LF = LINEAR FOOT
- LGT = LIGHTING
- LH = LEFT HAND
- LV = LOW VOLTAGE
- MAT = MATERIALS
- MAX = MAXIMUM
- MECH = MECHANICAL
- MIN = MINIMUM
- MIR = MIRROR
- N = NORTH
- N/A = NOT APPLICABLE
- NEC = NECESSARY
- NOM = NOMINAL
- NTS = NOT TO SCALE
- OC = ON CENTER
- OD = OUTSIDE DIAMETER
- OH = OVERHEAD
- OPP = OPPOSITE
- PER = PERIMETER
- PTD = PAINTED
- REC = RECESSED
- RECF = RECEPTACLE
- REF = REFLECTED
- REM = REMOVE
- REP = REPLACE
- REQ = REQUIRED
- RET = RETURN
- REV = REVERSE
- RH = RIGHT HAND
- RM = ROOM
- RO = ROUGH OPENING
- S = SOUTH
- SC = SOLID CORE
- SCH = SCHEDULE
- SF = SQUARE FOOT
- SIM = SIMILAR
- SQ = SQUARE
- SS = STAINLESS STEEL
- STL = STEEL
- SUB = SUBSTITUTE
- SUF = SURFACE
- SW = SWITCH
- SYS = SYSTEM
- T&G = TONGUE AND GROOVE
- T/O = TEAR OUT
- TBD = TO BE DETERMINED
- TBR = TO BE REMOVED
- TEL = TELEPHONE
- TEMP = TEMPORARY
- TYP = TYPICAL
- U.N.O. = UNLESS NOTED OTHERWISE
- UTIL = UTILITY
- W.C. = WATER CLOSET (TOILET)
- W = WITH
- WD = WASHER AND DRYER
- W/O = WITHOUT



RECORDER OF MARION COUNTY

1/16" = 1'

DOOR SCHEDULE: 2ND FLOOR					
NUMBER	QTY	FLOOR	DIMENSIONS	DESCRIPTION	COMMENTS
D01	1	2	23 15/16"x40"x1 3/8" L IN	HINGED	
D02	1	2	24"x40"x1 3/8" L IN	HINGED	
D03	1	2	(2) 24"x40"x1 3/8" IN	DOUBLE HINGED	
D04	2	2	24"x40"x1 3/8" R IN	HINGED	
D06	1	2	30"x40"x1 3/4" R IN	HINGED	
D07	3	2	(2) 30"x40"x1 3/8" IN	DOUBLE HINGED	
D10	2	2	32"x40"x1 3/4" R IN	HINGED	
D13	2	2	(2) 35 5/8"x46"x1 3/4" EX	EXT. DOUBLE HINGED-GLASS	
D14	1	2	(2) 36"x40"x1 3/8" IN	DOUBLE HINGED	
D15	1	2	24"x40"x1 3/4" R IN	HINGED-DEFAULT	
D16	1	2	30"x46"	MULLED UNIT-HR	
D17	1	2	32 1/8"x46"x1 3/4" R IN	HINGED	

DOOR SCHEDULE: 1ST FLOOR					
NUMBER	QTY	FLOOR	DIMENSIONS	DESCRIPTION	COMMENTS
D01	2	1	108"x86"x1 3/4" R	GARAGE GRAPHITE	
D02	1	1	24"x46"x1 3/4" L IN	HINGED-GLASS	
D03	1	1	(2) 24"x46"x1 3/4" IN	DOUBLE HINGED	
D04	4	1	28"x46"x1 3/4" L IN	HINGED	
D05	1	1	32"x40"x1 3/4" L IN	HINGED-DEFAULT	
D06	1	1	32"x46"x1 3/4" R IN	HINGED	
D07	1	1	36"x46"x1 3/4" L IN	HINGED-GLASS	
D08	1	1	(2) 36"x46"x1 3/4" IN	DOUBLE HINGED	
D09	1	1	36"x46"x1 3/4" R EX	EXT. HINGED	
D10	1	1	36"x46"x1 3/4" R EX	EXT. HINGED-GLASS	
D11	1	1	36"x46"x1 3/4" R IN	HINGED-GLASS	
D12	1	1	42"x46"x1 3/4" L EX	EXT. HINGED-GLASS - GRAPHITE	
D13	4	1	11 1/4"x46"	MULLED UNIT-HR	

DOOR SCHEDULE: LOWER LEVEL					
NUMBER	QTY	FLOOR	DIMENSIONS	DESCRIPTION	COMMENTS
D01	1	0	24"x84"x1 3/8" R IN	HINGED	
D02	1	0	(2) 36"x84"x1 3/4" IN	DOUBLE HINGED-GLASS	
D03	1	0	(2) 24"x84"x1 3/8" IN	DOUBLE HINGED	
D04	1	0	(2) 30"x84"x1 3/8" IN	DOUBLE HINGED-LOUVERED	
D05	1	0	32"x84"x1 3/4" R IN	HINGED-GLASS	
D06	1	0	32"x84"x1 3/4" R IN	HINGED	
D07	2	0	32"x84"x1 3/4" L IN	HINGED	
D08	1	0	32"x84"x1 3/8" L IN	HINGED	
D09	1	0	36"x84"x1 3/8" L IN	HINGED	
D10	1	0	(2) 36"x84"x1 3/8" IN	DOUBLE HINGED	
D11	1	0	(2) 30"x84"x1 3/8" IN	DOUBLE HINGED	
D12	1	0	32"x84"x1 3/4" L IN	HINGED-GLASS	

WINDOW SCHEDULE: 2ND FLOOR					
NUMBER	QTY	FLOOR	DIMENSIONS	DESCRIPTION	COMMENTS
W01	2	2	30"x46"	MULLED UNIT-HR	
W02	1	2	24 1/8"x52 13/16"SC	SINGL CASEMENT-HR	
W03	2	2	28 3/8"x52 13/16"SC	SINGL CASEMENT-HL	
W04	6	2	28 3/8"x52 13/16"SC	SINGL CASEMENT-HR	
W05	4	2	35 15/16"x55 5/16"	MULLED UNIT-HR	
W06	1	2	48 1/4"x24 1/8"	MULLED UNIT-HR	
W07	1	2	48 1/4"x48 1/4"	MULLED UNIT-HR	
W08	1	2	40 3/4"x52 13/16"DC	DBL CASEMENT-LHL/RHR	
W09	4	2	56 1/2"x52 13/16"DC	DBL CASEMENT-LHL/RHR	
W10	1	2	71 7/8"x52 13/16"FX	FIXED GLASS	
W11	4	2	71 7/8"x52 13/16"TC	TRIPLE CASEMENT-LHL/RHR	
W12	6	2	48"x52 13/16"DC	DBL CASEMENT-LHL/RHR	
W13	4	2	32"x46"	MULLED UNIT-HR	
W14	4	2	36"x46"	MULLED UNIT-HR	
W15	2	2	36"x46"	MULLED UNIT-HR	

WINDOW SCHEDULE: 1ST FLOOR					
NUMBER	QTY	FLOOR	DIMENSIONS	DESCRIPTION	COMMENTS
W02	1	1	144"x60"FX	FIXED GLASS - METAL ALUMINUM	
W03	7	1	24 1/8"x46"	MULLED UNIT-HR	
W04	1	1	28 3/8"x59 7/8"SC	SINGL CASEMENT-HR	
W05	1	1	48"x52 13/16"DC	DBL CASEMENT-LHL/RHR	
W06	2	1	48"x64 13/16"DC	DBL CASEMENT-LHL/RHR	
W07	2	1	48"x71 7/8"DC	DBL CASEMENT-LHL/RHR	
W08	3	1	58"x120"FX	FIXED GLASS - METAL ALUMINUM	
W09	3	1	59 7/8"x38 15/16"AWNING		

WINDOW SCHEDULE: LOWER LEVEL					
NUMBER	QTY	FLOOR	DIMENSIONS	DESCRIPTION	COMMENTS
W01	5	0	56 1/2"x11 7/8"DC	DBL CASEMENT-LHL/RHR	
W02	2	0	60"x32"FX	FIXED GLASS	
W04	4	0	60"x60"LS	LEFT SLIDING	

NOTE: ALL EXTERIOR WINDOWS & GLASS DOORS SHALL BE LOW-E, ARGON-FILLED "ANDERSEN 400 SERIES"
EXCEPTIONS:
W08 (3) (1ST FLOOR, SOUTH FACING) WHICH SHALL BE LOW-E, ARGON-FILLED COMMERCIAL, FIXED GLASS IN EXTRUDED ALUMINUM FRAMES.
W04 (4) LOWER LEVEL, NORTH FACING) WHICH SHALL BE BOWMAN-KEMP, LOW-E, VINYL EGRESSES.

ADAM & KATHIE GIBSON
INDIANAPOLIS, IN 46220

DATE:
10.18.07

REVISION:
148

PROJECT:
HOUSE

SHEET:
15